


Anti-Guanylate Cyclase antibody ab53084

[1 References](#) [2 图像](#)

概述

产品名称	Anti-Guanylate Cyclase抗体
描述	兔多克隆抗体to Guanylate Cyclase
宿主	Rabbit
经测试应用	适用于: WB, IHC-P
种属反应性	与反应: Human 预测可用于: Mouse, Rat 
免疫原	Synthetic peptide derived from Human Guanylate Cyclase β
阳性对照	HuvEc cell extract; Paraffin-embedded human lung carcinoma tissue
常规说明	<p>The Life Science industry has been in the grips of a reproducibility crisis for a number of years. Abcam is leading the way in addressing this with our range of recombinant monoclonal antibodies and knockout edited cell lines for gold-standard validation. Please check that this product meets your needs before purchasing.</p> <p>If you have any questions, special requirements or concerns, please send us an inquiry and/or contact our Support team ahead of purchase. Recommended alternatives for this product can be found below, along with publications, customer reviews and Q&As</p>

性能

形式	Liquid
存放说明	Shipped at 4°C. Store at -20°C. Stable for 12 months at -20°C.
存储溶液	<p>pH: 7.40</p> <p>Preservative: 0.02% Sodium azide</p> <p>Constituents: 50% Glycerol (glycerin, glycerine), 0.87% Sodium chloride, PBS</p>
纯度	Without Mg+2 and Ca+2
克隆	Immunogen affinity purified
同种型	多克隆
	IgG

应用

The Abpromise guarantee

Abpromise™ 承诺保证使用ab53084于以下的经测试应用

“应用说明”部分 下显示的仅为推荐的起始稀释度;实际最佳的稀释度/浓度应由使用者检定。

应用	Ab评论	说明
WB		1/300 - 1/1000. Detects a band of approximately 70 kDa (predicted molecular weight: 70 kDa).
IHC-P		Use at an assay dependent concentration.

靶标

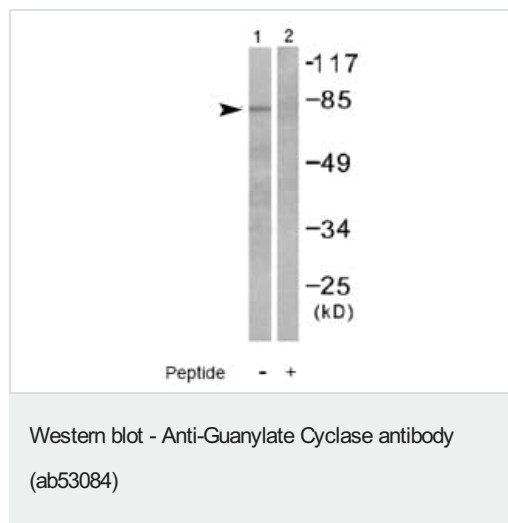
相关性

Guanylate Cyclase is a heterodimer of an alpha and a beta chain. Its enzymatic activity transforms GTP to GMP releasing a diphosphate. It binds 1 or 2 hemes per heterodimer. It is activated by nitric oxide in the presence of magnesium or manganese ions. There are two types of guanylate cyclase: soluble form and membrane-associated receptor form.

细胞定位

Cytoplasmic

图片



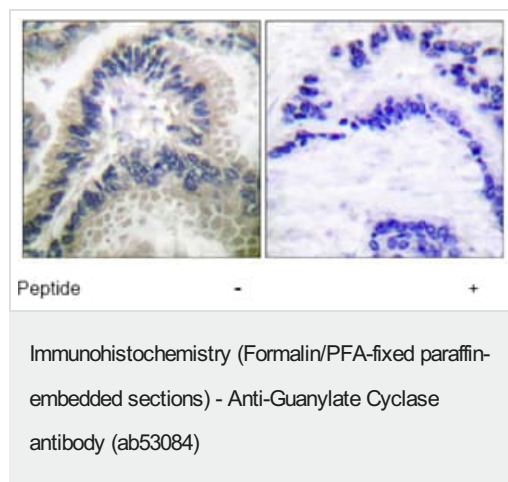
All lanes : Anti-Guanylate Cyclase antibody (ab53084) at 1/300 dilution

Lane 1 : HuvEc cell extract

Lane 2 : HuvEc cell extract with peptide

Predicted band size: 70 kDa

Observed band size: 70 kDa



Immunohistochemical analysis of paraffin-embedded human lung carcinoma tissue using Guanylate Cyclase β antibody, ab53084, at 1/50 dilution.

Please note: All products are "FOR RESEARCH USE ONLY. NOT FOR USE IN DIAGNOSTIC PROCEDURES"

Our Abpromise to you: Quality guaranteed and expert technical support

- Replacement or refund for products not performing as stated on the datasheet
- Valid for 12 months from date of delivery
- Response to your inquiry within 24 hours

- We provide support in Chinese, English, French, German, Japanese and Spanish
- Extensive multi-media technical resources to help you
- We investigate all quality concerns to ensure our products perform to the highest standards

If the product does not perform as described on this datasheet, we will offer a refund or replacement. For full details of the Abpromise, please visit <https://www.abcam.cn/abpromise> or contact our technical team.

Terms and conditions

- Guarantee only valid for products bought direct from Abcam or one of our authorized distributors