



Anti-Glutathione Peroxidase 4 antibody ab116703

2 图像

概述

产品名称	Anti-Glutathione Peroxidase 4抗体
描述	山羊多克隆抗体to Glutathione Peroxidase 4
宿主	Goat
经测试应用	适用于: WB, IHC-P
种属反应性	与反应: Human
免疫原	Synthetic peptide corresponding to Human Glutathione Peroxidase 4 aa 150-250 (C terminal) (Cysteine residue). <div>  Run BLAST with ExPASy  Run BLAST with NCBI </div>
阳性对照	Human Testis lysate and tissue.
常规说明	<p>The Life Science industry has been in the grips of a reproducibility crisis for a number of years. Abcam is leading the way in addressing this with our range of recombinant monoclonal antibodies and knockout edited cell lines for gold-standard validation. Please check that this product meets your needs before purchasing.</p> <p>If you have any questions, special requirements or concerns, please send us an inquiry and/or contact our Support team ahead of purchase. Recommended alternatives for this product can be found below, along with publications, customer reviews and Q&As</p>

性能

形式	Liquid
存放说明	Shipped at 4°C. Store at +4°C short term (1-2 weeks). Upon delivery aliquot. Store at -20°C long term.
存储溶液	pH: 7.30 Preservative: 0.02% Sodium azide Constituents: 99% Tris buffered saline, 0.5% BSA
纯度	Protein G purified
克隆	多克隆
同种型	IgG

应用

The Abpromise guarantee


Abpromise™承诺保证使用ab116703于以下的经测试应用

“应用说明”部分 下显示的仅为推荐的起始稀释度;实际最佳的稀释度/浓度应由使用者检定。

应用	Ab评论	说明
WB		Use a concentration of 0.1 - 0.3 µg/ml. Predicted molecular weight: 22 kDa.
IHC-P		Use a concentration of 2.5 µg/ml. Perform heat mediated antigen retrieval with citrate buffer pH 6 before commencing with IHC staining protocol.

靶标	
功能	Protects cells against membrane lipid peroxidation and cell death. Required for normal sperm development and male fertility. Could play a major role in protecting mammals from the toxicity of ingested lipid hydroperoxides. Essential for embryonic development. Protects from radiation and oxidative damage.
组织特异性	Present primarily in testis.
序列相似性	Belongs to the glutathione peroxidase family.
细胞定位	Mitochondrion. Cytoplasm.

图片

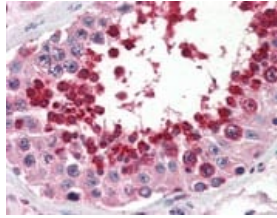


Anti-Glutathione Peroxidase 4 antibody (ab116703) at 0.1 µg/ml + Human Testis lysate (in RIPA buffer) at 35 µg

Developed using the ECL technique.

Predicted band size: 22 kDa

Western blot - Anti-Glutathione Peroxidase 4 antibody (ab116703)



Immunohistochemistry (Formalin/PFA-fixed paraffin-embedded sections) - Anti-Glutathione Peroxidase 4 antibody (ab116703)

ab116703, at 2.5 µg/ml, staining Glutathione Peroxidase 4 in Formalin-fixed, Paraffin-embedded Human Testis tissue by Immunohistochemistry followed by biotinylated secondary antibody, alkaline phosphatase-streptavidin and chromogen.

Please note: All products are "FOR RESEARCH USE ONLY. NOT FOR USE IN DIAGNOSTIC PROCEDURES"

Our Abpromise to you: Quality guaranteed and expert technical support

- Replacement or refund for products not performing as stated on the datasheet
- Valid for 12 months from date of delivery
- Response to your inquiry within 24 hours
- We provide support in Chinese, English, French, German, Japanese and Spanish
- Extensive multi-media technical resources to help you
- We investigate all quality concerns to ensure our products perform to the highest standards

If the product does not perform as described on this datasheet, we will offer a refund or replacement. For full details of the Abpromise, please visit <https://www.abcam.cn/abpromise> or contact our technical team.

Terms and conditions

- Guarantee only valid for products bought direct from Abcam or one of our authorized distributors