


Anti-GADD45B antibody - C-terminal ab230646

★★★★★ [1 Abreviews](#) [2 图像](#)

概述

产品名称	Anti-GADD45B抗体- C-terminal
描述	兔多克隆抗体to GADD45B - C-terminal
宿主	Rabbit
经测试应用	适用于: WB, IHC-P
种属反应性	与反应: Mouse, Rat, Human 预测可用于: Cow, Monkey 
免疫原	Synthetic peptide corresponding to Human GADD45B (C terminal) conjugated to keyhole limpet haemocyanin. Database link: O75293
阳性对照	IHC-P: Human testis tissue. WB: MCF7, NIH/3T3 and H9c2 whole cell lysate.
常规说明	<p>The Life Science industry has been in the grips of a reproducibility crisis for a number of years. Abcam is leading the way in addressing this with our range of recombinant monoclonal antibodies and knockout edited cell lines for gold-standard validation. Please check that this product meets your needs before purchasing.</p> <p>If you have any questions, special requirements or concerns, please send us an inquiry and/or contact our Support team ahead of purchase. Recommended alternatives for this product can be found below, along with publications, customer reviews and Q&As</p>

性能

形式	Liquid
存放说明	Shipped at 4°C. Store at +4°C short term (1-2 weeks). Upon delivery aliquot. Store at -20°C long term. Avoid freeze / thaw cycle.
存储溶液	pH: 7.30 Preservative: 0.01% Sodium azide Constituents: PBS, 30% Glycerol (glycerin, glycerine)
纯度	Immunogen affinity purified
克隆	多克隆
同种型	IgG

应用

The Abpromise guarantee **Abpromise™**承诺保证使用ab230646于以下的经测试应用

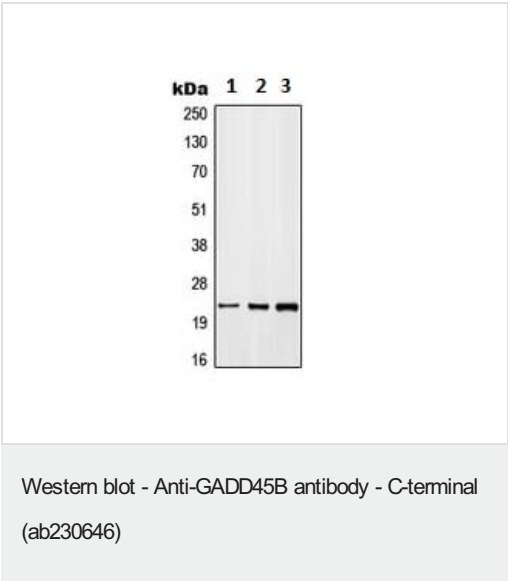
“应用说明”部分 下显示的仅为推荐的起始稀释度;实际最佳的稀释度/浓度应由使用者检定。

应用	Ab评论	说明
WB	★★★★★ (1)	1/500 - 1/1000. Predicted molecular weight: 18 kDa.
IHC-P		1/100.

靶标

功能	Involved in the regulation of growth and apoptosis. Mediates activation of stress-responsive MTK1/MEKK4 MAPKKK.
序列相似性	Belongs to the GADD45 family.
形式	It localizes to the nucleus.

图片



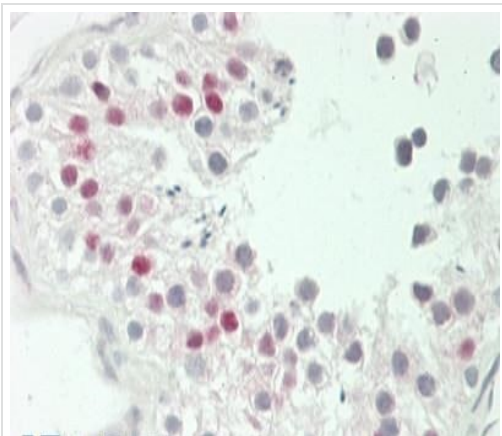
All lanes : Anti-GADD45B antibody - C-terminal (ab230646) at 1/500 dilution

Lane 1 : MCF7 (human breast adenocarcinoma cell line) whole cell lysate.

Lane 2 : NIH/3T3 (mouse embryo fibroblast cell line) whole cell lysate.

Lane 3 : H9c2 (rat heart myoblast cell line) whole cell lysate.

Predicted band size: 18 kDa



Formalin-fixed, paraffin-embedded, human testis tissue stained for GADD45B using ab230646 at 1/100 dilution in immunohistochemical analysis.

Immunohistochemistry (Formalin/PFA-fixed paraffin-embedded sections) - Anti-GADD45B antibody - C-terminal (ab230646)

Please note: All products are "FOR RESEARCH USE ONLY. NOT FOR USE IN DIAGNOSTIC PROCEDURES"

Our Abpromise to you: Quality guaranteed and expert technical support

- Replacement or refund for products not performing as stated on the datasheet
- Valid for 12 months from date of delivery
- Response to your inquiry within 24 hours
- We provide support in Chinese, English, French, German, Japanese and Spanish
- Extensive multi-media technical resources to help you
- We investigate all quality concerns to ensure our products perform to the highest standards

If the product does not perform as described on this datasheet, we will offer a refund or replacement. For full details of the Abpromise, please visit <https://www.abcam.cn/abpromise> or contact our technical team.

Terms and conditions

- Guarantee only valid for products bought direct from Abcam or one of our authorized distributors