


### Anti-GAD65 antibody ab112007

★★★★☆ [1 Abreviews](#) [3 图像](#)

#### 概述

产品名称	Anti-GAD65抗体
描述	山羊多克隆抗体to GAD65
宿主	Goat
经测试应用	适用于: WB, IHC-P
种属反应性	与反应: Human 预测可用于: Mouse, Rat, Dog, Pig, Chimpanzee 
免疫原	Synthetic peptide: C-TLEDNEERMSRLSK , corresponding to internal sequence amino acids 515-528 of Human GAD65. <a href="#">Run BLAST with</a> <a href="#">Run BLAST with</a>
阳性对照	Human Brain, cerebellum and colon tissues; Human brain lysate.
常规说明	<p>The Life Science industry has been in the grips of a reproducibility crisis for a number of years. Abcam is leading the way in addressing this with our range of recombinant monoclonal antibodies and knockout edited cell lines for gold-standard validation. Please check that this product meets your needs before purchasing.</p> <p>If you have any questions, special requirements or concerns, please send us an inquiry and/or contact our Support team ahead of purchase. Recommended alternatives for this product can be found below, along with publications, customer reviews and Q&amp;As</p>

#### 性能

形式	Liquid
存放说明	Shipped at 4°C. Upon delivery aliquot and store at -20°C. Avoid freeze / thaw cycles.
存储溶液	pH: 7.30 Preservative: 0.02% Sodium azide Constituents: Tris buffered saline, 0.5% BSA
纯度	Immunogen affinity purified
克隆	多克隆
同种型	IgG

## 应用

### The Abpromise guarantee

**Abpromise™** 承诺保证使用 ab112007 于以下的经测试应用

“应用说明”部分 下显示的仅为推荐的起始稀释度;实际最佳的稀释度/浓度应由使用者检定。

应用	Ab评论	说明
WB		Use a concentration of 0.1 - 0.3 µg/ml. Predicted molecular weight: 65 kDa.
IHC-P	★★★★★ (1)	Use a concentration of 2.5 µg/ml. Perform heat mediated antigen retrieval with citrate buffer pH 6 before commencing with IHC staining protocol.

## 靶标

### 功能

Catalyzes the production of GABA.

### 序列相似性

Belongs to the group II decarboxylase family.

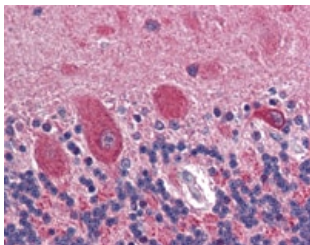
### 翻译后修饰

Phosphorylated; which does not affect kinetic parameters or subcellular location.  
Palmitoylated; which is required for presynaptic clustering.

### 细胞定位

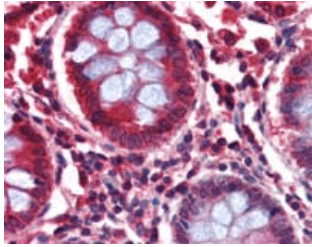
Cytoplasm > cytosol. Cytoplasmic vesicle. Cell junction > synapse > presynaptic cell membrane.  
Golgi apparatus membrane. Associated to cytoplasmic vesicles. In neurons, cytosolic leaflet of Golgi membranes and presynaptic clusters.

## 图片



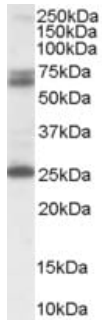
ab112007, at 2.5µg/ml, staining GAD65 in formalin-fixed, paraffin-embedded Human brain, cerebellum tissue by Immunohistochemistry.

Immunohistochemistry (Formalin/PFA-fixed paraffin-embedded sections) - Anti-GAD65 antibody (ab112007)



Immunohistochemistry (Formalin/PFA-fixed paraffin-embedded sections) - Anti-GAD65 antibody (ab112007)

ab112007, at 2.5µg/ml, staining GAD65 in formalin-fixed, paraffin-embedded Human colon tissue by Immunohistochemistry.



Western blot - Anti-GAD65 antibody (ab112007)

Anti-GAD65 antibody (ab112007) at 0.1 µg/ml + Human brain lysate (in RIPA buffer) at 35 µg

Developed using the ECL technique.

**Predicted band size:** 65 kDa

**Please note:** All products are "FOR RESEARCH USE ONLY. NOT FOR USE IN DIAGNOSTIC PROCEDURES"

### Our Abpromise to you: Quality guaranteed and expert technical support

---

- Replacement or refund for products not performing as stated on the datasheet
- Valid for 12 months from date of delivery
- Response to your inquiry within 24 hours
- We provide support in Chinese, English, French, German, Japanese and Spanish
- Extensive multi-media technical resources to help you
- We investigate all quality concerns to ensure our products perform to the highest standards

If the product does not perform as described on this datasheet, we will offer a refund or replacement. For full details of the Abpromise, please visit <https://www.abcam.cn/abpromise> or contact our technical team.

### Terms and conditions

---

- Guarantee only valid for products bought direct from Abcam or one of our authorized distributors