


# Anti-GABA A Receptor beta 3/GABRB3 antibody ab104659

[1 References](#) [2 图像](#)

### 概述

产品名称	Anti-GABA A Receptor beta 3/GABRB3抗体
描述	兔多克隆抗体to GABA A Receptor beta 3/GABRB3
宿主	Rabbit
经测试应用	适用于: WB 不适用于: IHC-P
种属反应性	与反应: Mouse, Rat, Human 预测可用于: Rabbit 
免疫原	Synthetic peptide corresponding to Rat GABA A Receptor beta 3/GABRB3 aa 400 to the C-terminus conjugated to keyhole limpet haemocyanin. (Peptide available as <a href="#">ab125892</a> )
阳性对照	WB: Rat and mouse brain and hippocampus tissues.
常规说明	<p>The Life Science industry has been in the grips of a reproducibility crisis for a number of years. Abcam is leading the way in addressing this with our range of recombinant monoclonal antibodies and knockout edited cell lines for gold-standard validation. Please check that this product meets your needs before purchasing.</p> <p>If you have any questions, special requirements or concerns, please send us an inquiry and/or contact our Support team ahead of purchase. Recommended alternatives for this product can be found below, along with publications, customer reviews and Q&amp;As</p>

### 性能

形式	Liquid
存放说明	Shipped at 4°C. Store at +4°C short term (1-2 weeks). Upon delivery aliquot. Store at -20°C or -80°C. Avoid freeze / thaw cycle.
存储溶液	pH: 7.40 Preservative: 0.02% Sodium azide Constituent: PBS

Batches of this product that have a concentration < 1mg/ml may have BSA added as a stabilising agent. If you would like information about the formulation of a specific lot, please contact our scientific support team who will be happy to help.

纯度	Immunogen affinity purified
克隆	多克隆
同种型	IgG

## 应用

**The Abpromise guarantee**      **Abpromise™** 承诺保证使用 ab104659 于以下的经测试应用

“应用说明”部分下显示的仅为推荐的起始稀释度；实际最佳的稀释度/浓度应由使用者检定。

应用	Ab评论	说明
WB		Use a concentration of 1 µg/ml. Detects a band of approximately 54 kDa (predicted molecular weight: 54 kDa).

应用说明      Is unsuitable for IHC-P.

## 靶标

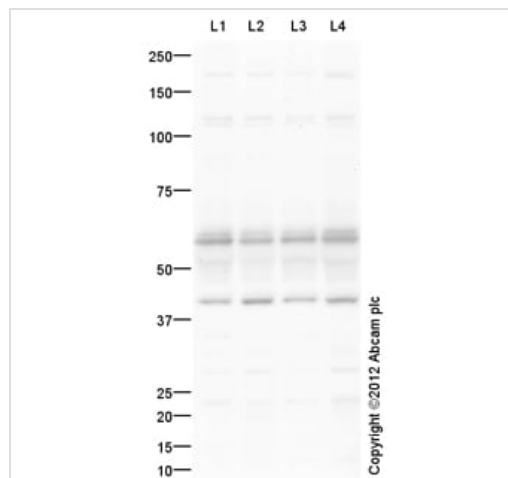
**功能**      Component of the heteropentameric receptor for GABA, the major inhibitory neurotransmitter in the vertebrate brain. Functions also as histamine receptor and mediates cellular responses to histamine. Functions as receptor for diazepam and various anesthetics, such as pentobarbital; these are bound at a separate allosteric effector binding site. Functions as ligand-gated chloride channel.

**疾病相关**      Epilepsy, childhood absence 5

**序列相似性**      Belongs to the ligand-gated ion channel (TC 1.A.9) family. Gamma-aminobutyric acid receptor (TC 1.A.9.5) subfamily. GABRB3 sub-subfamily.

**细胞定位**      Cell junction, synapse, postsynaptic cell membrane. Cell membrane.

## 图片



Western blot - Anti-GABA A Receptor beta 3/GABRB3 antibody (ab104659)

**All lanes** : Anti-GABA A Receptor beta 3/GABRB3 antibody (ab104659) at 1 µg/ml

**Lane 1** : Brain (Rat) Tissue Lysate

**Lane 2** : Brain (Mouse) Tissue Lysate

**Lane 3** : Rat Hippocampus Tissue Lysate

**Lane 4** : Mouse Hippocampus Tissue Lysate

Lysates/proteins at 10 µg per lane.

### Secondary

**All lanes** : Goat Anti-Rabbit IgG H&L (HRP) preadsorbed (**ab97080**) at 1/5000 dilution

Developed using the ECL technique.

Performed under reducing conditions.

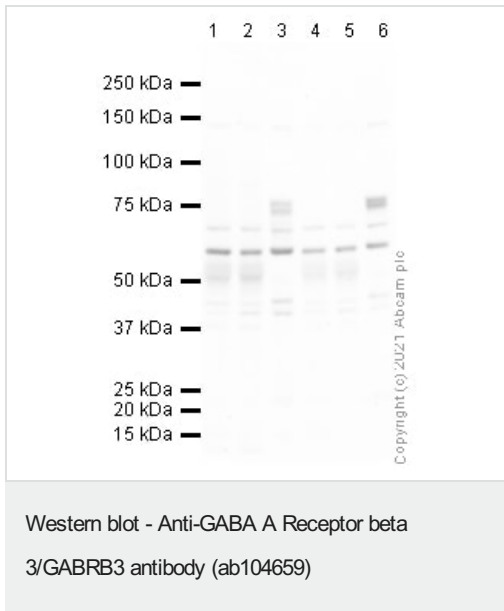
**Predicted band size:** 54 kDa

**Observed band size:** 58 kDa

**Additional bands at:** 40 kDa. We are unsure as to the identity of these extra bands.

**Exposure time:** 30 seconds

GABA A Receptor beta 3/GABRB3 contains a number of potential glycosylation sites (SwissProt) which may explain its migration at a higher molecular weight than predicted.



**All lanes :** Anti-GABA A Receptor beta 3/GABRB3 antibody (ab104659) at 1 µg/ml

**Lane 1 :** Rat Brain Tissue Lysate

**Lane 2 :** Mouse Brain Tissue Lysate

**Lane 3 :** Human brain tissue lysate

**Lane 4 :** Rat Hippocampus Tissue Lysate

**Lane 5 :** Mouse Hippocampus Tissue Lysate

**Lane 6 :** Human hippocampus Tissue Lysate

Lysates/proteins at 10 µg per lane.

### Secondary

**All lanes :** Goat polyclonal to Rabbit IgG - H&L - Pre-Adsorbed (HRP) at 1/50000 dilution

Developed using the ECL technique.

Performed under reducing conditions.

**Predicted band size:** 54 kDa

**Exposure time:** 4 minutes

**Please note:** All products are "FOR RESEARCH USE ONLY. NOT FOR USE IN DIAGNOSTIC PROCEDURES"

## **Our Abpromise to you: Quality guaranteed and expert technical support**

---

- Replacement or refund for products not performing as stated on the datasheet
- Valid for 12 months from date of delivery
- Response to your inquiry within 24 hours
  
- We provide support in Chinese, English, French, German, Japanese and Spanish
- Extensive multi-media technical resources to help you
- We investigate all quality concerns to ensure our products perform to the highest standards

If the product does not perform as described on this datasheet, we will offer a refund or replacement. For full details of the Abpromise, please visit <https://www.abcam.cn/abpromise> or contact our technical team.

## **Terms and conditions**

---

- Guarantee only valid for products bought direct from Abcam or one of our authorized distributors