

Anti-GAB3 antibody ab121311

1 References 5 图像

概述	
产品名称	Anti-GAB3抗体
描述	兔多克隆抗体to GAB3
宿主	Rabbit
经测试应用	适用于: IHC-P, WB
种属反应性	与反应: Human
免疫原	antigen sequence, corresponding to amino acids 336-480 of Human GAB3.
阳性对照	WB: Human Plasma, Liver and Tonsil lysates; IHC-P: Human Lung, Testis, Prostate, and Kidney tissues.
常规说明	<p>The Life Science industry has been in the grips of a reproducibility crisis for a number of years. Abcam is leading the way in addressing this with our range of recombinant monoclonal antibodies and knockout edited cell lines for gold-standard validation. Please check that this product meets your needs before purchasing.</p> <p>If you have any questions, special requirements or concerns, please send us an inquiry and/or contact our Support team ahead of purchase. Recommended alternatives for this product can be found below, along with publications, customer reviews and Q&As</p>
性能	
形式	Liquid
存放说明	Shipped at 4°C. Upon delivery aliquot and store at -20°C. Avoid freeze / thaw cycles.
存储溶液	pH: 7.20 Preservative: 0.02% Sodium azide Constituents: 59% PBS, 40% Glycerol (glycerin, glycerine)
纯度	Immunogen affinity purified
克隆	多克隆
同种型	IgG
应用	

“应用说明”部分 下显示的仅为推荐的起始稀释度;实际最佳的稀释度/浓度应由使用者检定。

应用	Ab评论	说明
IHC-P		1/200 - 1/500. Perform heat mediated antigen retrieval with citrate buffer pH 6 before commencing with IHC staining protocol.
WB		Use a concentration of 0.04 - 0.4 µg/ml.

靶标

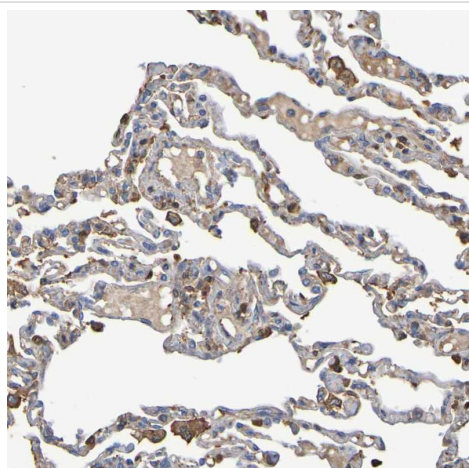
序列相似性

Belongs to the GAB family.
Contains 1 PH domain.

翻译后修饰

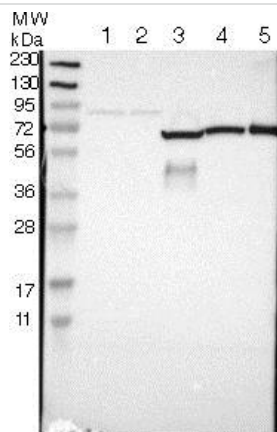
Phosphorylated on tyrosine residue(s) after macrophage colony-stimulating factor (M-CSF) receptor stimulation.

图片



Immunohistochemistry (Formalin/PFA-fixed paraffin-embedded sections) analysis of human lung tissue labelling GAB3 with ab121311 at 1/200 dilution. Heat mediated antigen retrieval performed with citrate buffer pH 6 before commencing with IHC staining protocol.

Immunohistochemistry (Formalin/PFA-fixed paraffin-embedded sections) - Anti-GAB3 antibody (ab121311)



Western blot - Anti-GAB3 antibody (ab121311)

All lanes : Anti-GAB3 antibody (ab121311) at 1/250 dilution

Lane 1 : RT4 cell lysate

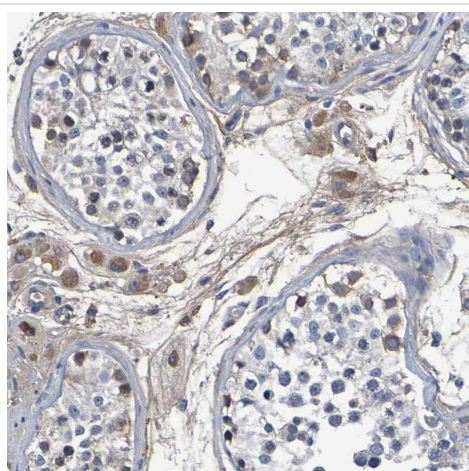
Lane 2 : U-251 MG cell lysate

Lane 3 : Human Plasma

Lane 4 : Human Liver lysate

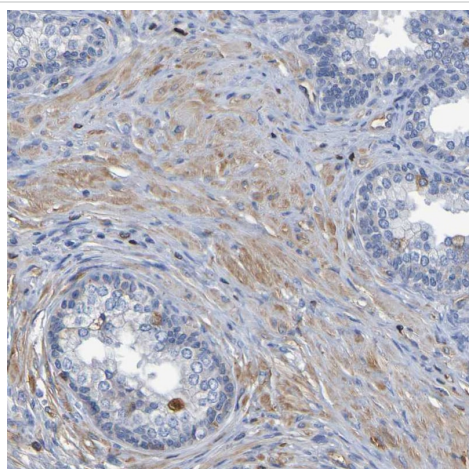
Lane 5 : Human Tonsil lysate

Developed using the ECL technique.



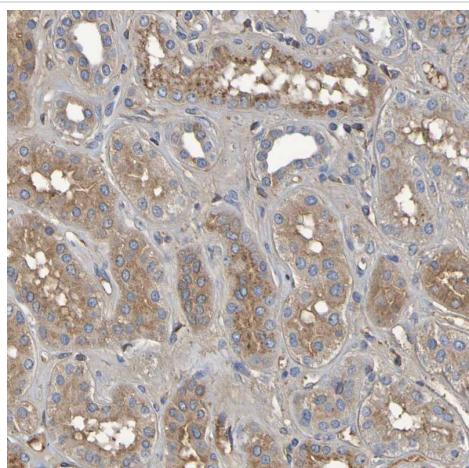
Immunohistochemistry (Formalin/PFA-fixed paraffin-embedded sections) - Anti-GAB3 antibody (ab121311)

Immunohistochemistry (Formalin/PFA-fixed paraffin-embedded sections) analysis of human testis tissue labelling GAB3 with ab121311 at 1/200 dilution. Heat mediated antigen retrieval performed with citrate buffer pH 6 before commencing with IHC staining protocol.



Immunohistochemistry (Formalin/PFA-fixed paraffin-embedded sections) - Anti-GAB3 antibody (ab121311)

Immunohistochemistry (Formalin/PFA-fixed paraffin-embedded sections) analysis of human prostate tissue labelling GAB3 with ab121311 at 1/200 dilution. Heat mediated antigen retrieval performed with citrate buffer pH 6 before commencing with IHC staining protocol.



Immunohistochemistry (Formalin/PFA-fixed paraffin-embedded sections) - Anti-GAB3 antibody (ab121311)

Immunohistochemistry (Formalin/PFA-fixed paraffin-embedded sections) analysis of human kidney tissue labelling GAB3 with ab121311 at 1/200 dilution. Heat mediated antigen retrieval performed with citrate buffer pH 6 before commencing with IHC staining protocol.

Please note: All products are "FOR RESEARCH USE ONLY. NOT FOR USE IN DIAGNOSTIC PROCEDURES"

Our Abpromise to you: Quality guaranteed and expert technical support

- Replacement or refund for products not performing as stated on the datasheet
- Valid for 12 months from date of delivery
- Response to your inquiry within 24 hours
- We provide support in Chinese, English, French, German, Japanese and Spanish
- Extensive multi-media technical resources to help you
- We investigate all quality concerns to ensure our products perform to the highest standards

If the product does not perform as described on this datasheet, we will offer a refund or replacement. For full details of the Abpromise, please visit <https://www.abcam.cn/abpromise> or contact our technical team.

Terms and conditions

- Guarantee only valid for products bought direct from Abcam or one of our authorized distributors