




Anti-FOXP1 antibody ab93807

2 References **3 图像**

概述

产品名称	Anti-FOXP1抗体
描述	兔多克隆抗体to FOXP1
宿主	Rabbit
经测试应用	适用于: IHC-P, WB, IP
种属反应性	与反应: Mouse, Human 预测可用于: Rat, Horse, Cow, Dog, Pig, Xenopus laevis, Chimpanzee, Rhesus monkey, Gorilla, Chinese hamster, Orangutan, Xenopus tropicalis, Elephant 
免疫原	Synthetic peptide corresponding to Human FOXP1 aa 627-677. Sequence: MQAVHPVHVKEEPLDPEEAEGPLSLVTTANHSPDFDHDRDYE DEPVNEDM E <div>  Run BLAST with  Run BLAST with </div>
阳性对照	HeLa lysate and 293T cells
常规说明	<p>The Life Science industry has been in the grips of a reproducibility crisis for a number of years. Abcam is leading the way in addressing this with our range of recombinant monoclonal antibodies and knockout edited cell lines for gold-standard validation. Please check that this product meets your needs before purchasing.</p> <p>If you have any questions, special requirements or concerns, please send us an inquiry and/or contact our Support team ahead of purchase. Recommended alternatives for this product can be found below, along with publications, customer reviews and Q&As</p>

性能

形式	Liquid
存放说明	Shipped at 4°C. Upon delivery aliquot and store at -20°C. Avoid freeze / thaw cycles.
存储溶液	pH: 7 Preservative: 0.09% Sodium azide Constituent: Tris citrate/phosphate
纯度	Immunogen affinity purified
克隆	多克隆

同种型

IgG

应用

The Abpromise guarantee

Abpromise™承诺保证使用ab93807于以下的经测试应用

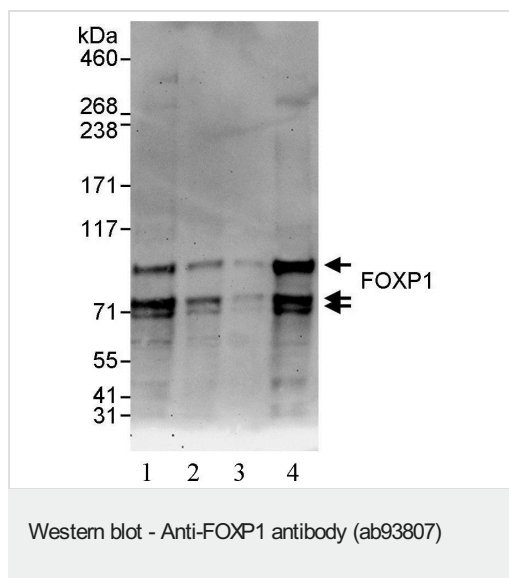
“应用说明”部分 下显示的仅为推荐的起始稀释度;实际最佳的稀释度/浓度应由使用者检定。

应用	Ab评论	说明
IHC-P		1/500 - 1/2000. Perform heat mediated antigen retrieval with citrate buffer pH 6 before commencing with IHC staining protocol.
WB		1/2000 - 1/10000. Predicted molecular weight: 75 kDa.
IP		Use at 2-5 µg/mg of lysate.

靶标

功能	Transcriptional repressor. It plays an important role in the specification and differentiation of lung epithelium. Can act with CTBP1 to synergistically repress transcription but CTPBP1 is not essential. Essential transcriptional regulator of B cell development.
疾病相关	Note=A chromosomal aberration involving FOXP1 is found in acute lymphoblastic leukemia. Translocation t(9;3)(p13;p14.1) with PAX5. Defects in FOXP1 are the cause of mental retardation with language impairment and autistic features (MRLIAF) [MIM:613670]. It is a developmental disorder characterized by mild to moderate mental retardation, language impairment, and autistic features. Patients show global delay, delayed walking, severely delayed speech development, and behavioral abnormalities, including irritability, hyperactivity, aggression, and stereotypical rigid behaviors.
序列相似性	Contains 1 C2H2-type zinc finger. Contains 1 fork-head DNA-binding domain.
结构域	The leucine-zipper is required for dimerization and transcriptional repression.
细胞定位	Nucleus.

图片



All lanes : Anti-FOXP1 antibody (ab93807) at 0.1 µg/ml

Lane 1 : HeLa lysate at 50 µg

Lane 2 : HeLa lysate at 15 µg

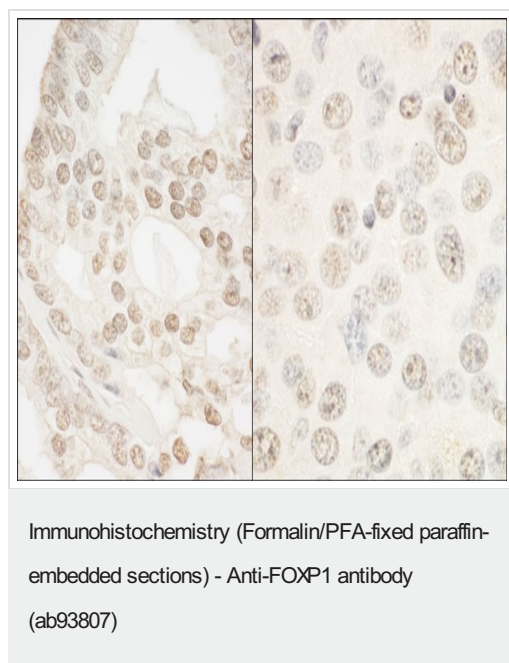
Lane 3 : HeLa lysate at 5 µg

Lane 4 : 293 T cells at 50 µg

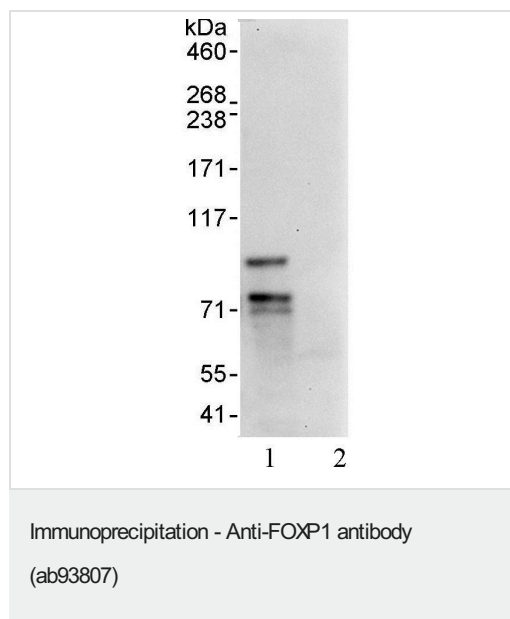
Developed using the ECL technique.

Predicted band size: 75 kDa

Exposure time: 3 minutes



Immunohistochemistry (Formalin/PFA-fixed paraffin-embedded sections) analysis of human prostate carcinoma (left) and mouse hybridoma tumor (right) tissues labelling FOXP1 with ab93807 at 1/1000 (1µg/ml). Detection: DAB.



Immunoprecipitation of FOXP1 in whole cell lysate from HeLa cells (1 mg for IP, 20% of IP loaded) using ab93807 at 3µg/mg lysate with goat anti-rabbit light chain antibody conjugated to HRP. Subsequent WB detections was performed using 1µg/ml ab93807.

Please note: All products are "FOR RESEARCH USE ONLY. NOT FOR USE IN DIAGNOSTIC PROCEDURES"

Our Abpromise to you: Quality guaranteed and expert technical support

- Replacement or refund for products not performing as stated on the datasheet
- Valid for 12 months from date of delivery
- Response to your inquiry within 24 hours
- We provide support in Chinese, English, French, German, Japanese and Spanish
- Extensive multi-media technical resources to help you
- We investigate all quality concerns to ensure our products perform to the highest standards

If the product does not perform as described on this datasheet, we will offer a refund or replacement. For full details of the Abpromise, please visit <https://www.abcam.cn/abpromise> or contact our technical team.

Terms and conditions

- Guarantee only valid for products bought direct from Abcam or one of our authorized distributors