


Anti-FLRT1 antibody ab97825

2 图像

概述

产品名称	Anti-FLRT1抗体
描述	兔多克隆抗体to FLRT1
宿主	Rabbit
经测试应用	适用于: WB, IHC-P
种属反应性	与反应: Human 预测可用于: Mouse, Rat 
免疫原	Recombinant protein fragment contain a sequence corresponding to a region within amino acids 63 and 253 of Human FLRT1 (NP_037412)
阳性对照	293T; A431; H1299; HeLaS3; HepG2; MOLT4 or Raji lysates OVCA (IHC-P)
常规说明	<p>The Life Science industry has been in the grips of a reproducibility crisis for a number of years. Abcam is leading the way in addressing this with our range of recombinant monoclonal antibodies and knockout edited cell lines for gold-standard validation. Please check that this product meets your needs before purchasing.</p> <p>If you have any questions, special requirements or concerns, please send us an inquiry and/or contact our Support team ahead of purchase. Recommended alternatives for this product can be found below, along with publications, customer reviews and Q&As</p>

性能

形式	Liquid
存放说明	Shipped at 4°C. Upon delivery aliquot and store at -20°C or -80°C. Avoid repeated freeze / thaw cycles.
存储溶液	<p>pH: 7.00</p> <p>Preservative: 0.01% Thimerosal (merthiolate)</p> <p>Constituents: 1.21% Tris, 0.75% Glycine, 10% Glycerol (glycerin, glycerine)</p>
纯度	Immunogen affinity purified
克隆	多克隆
同种型	IgG

应用

The Abpromise guarantee

Abpromise™ 承诺保证使用ab97825于以下的经测试应用

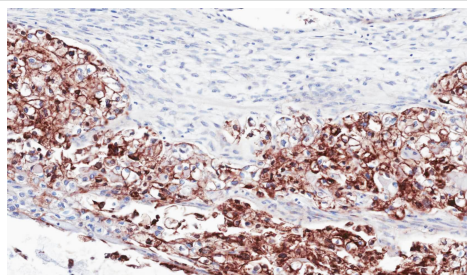
“应用说明”部分 下显示的仅为推荐的起始稀释度;实际最佳的稀释度/浓度应由使用者检定。

应用	Ab评论	说明
WB		1/500 - 1/3000. Predicted molecular weight: 74 kDa.
IHC-P		1/100 - 1/250.

靶标

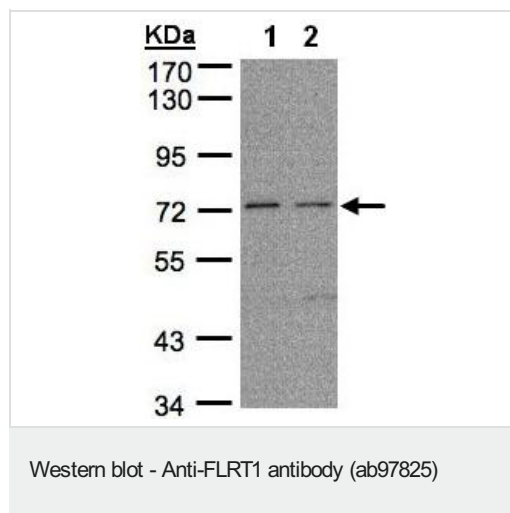
功能	Plays a role in fibroblast growth factor-mediated signaling cascades that lead to the activation of MAP kinases. Promotes neurite outgrowth via FGFR1-mediated activation of downstream MAP kinases. Promotes an increase both in neurite number and in neurite length. May play a role in cell-cell adhesion and cell guidance via its interaction with ADGRL1/LPHN1 and ADGRL3.
组织特异性	Expressed in kidney and brain.
序列相似性	Contains 1 fibronectin type-III domain. Contains 10 LRR (leucine-rich) repeats. Contains 1 LRRCT domain. Contains 1 LRRNT domain.
翻译后修饰	N-glycosylated. Phosphorylated in response to FGFR1 signaling, but is not a direct substrate of FGFR1 or SRC. A mutant where the Tyr phosphorylation sites have been replaced by Phe displays constitutive FGFR1-dependent activation of downstream MAP kinases. Proteolytic cleavage in the juxtamembrane region gives rise to a soluble ectodomain.
细胞定位	Cell membrane. Endoplasmic reticulum membrane. Cytoplasmic vesicle membrane. Cytoplasm, perinuclear region. Cell junction, focal adhesion. Secreted. Cell projection. Cell junction. In addition to its location at the cell membrane, colocalizes with FGFR1 in punctate perinuclear cytoplasmic vesicles. Detected along neurites and at contacts between neurite termini and other cells. Proteolytic cleavage gives rise to a shed ectodomain.

图片



Immunohistochemical analysis of paraffin embedded OVCA, using ab97825 at 1:100 dilution.

Immunohistochemistry (Formalin/PFA-fixed paraffin-embedded sections) - Anti-FLRT1 antibody (ab97825)



All lanes : Anti-FLRT1 antibody (ab97825) at 1/1000 dilution

Lane 1 : H1299 whole cell lysate

Lane 2 : HeLaS3 whole cell lysate

Lysates/proteins at 30 µg per lane.

Predicted band size: 74 kDa

7.5% SDS PAGE

Please note: All products are "FOR RESEARCH USE ONLY. NOT FOR USE IN DIAGNOSTIC PROCEDURES"

Our Abpromise to you: Quality guaranteed and expert technical support

- Replacement or refund for products not performing as stated on the datasheet
- Valid for 12 months from date of delivery
- Response to your inquiry within 24 hours
- We provide support in Chinese, English, French, German, Japanese and Spanish
- Extensive multi-media technical resources to help you
- We investigate all quality concerns to ensure our products perform to the highest standards

If the product does not perform as described on this datasheet, we will offer a refund or replacement. For full details of the Abpromise, please visit <https://www.abcam.cn/abpromise> or contact our technical team.

Terms and conditions

- Guarantee only valid for products bought direct from Abcam or one of our authorized distributors