

Anti-FAM114A2 antibody ab122297

3 图像

概述

产品名称	Anti-FAM114A2抗体
描述	兔多克隆抗体to FAM114A2
宿主	Rabbit
经测试应用	适用于: WB, IHC-P, ICC/IF
种属反应性	与反应: Human
免疫原	antigen sequence DFTKDITELF SQLHVSSKPE KLARARNTAH EWIRKSLTKP LAENEEGEKQ SEAENTEQVN KNSIEDIHAF AIRSLAELTA CSIELFHKTA, corresponding to amino acids 308-397 of Human FAM114A2 (UniProt ID: Q9NRY5). Run BLAST with Expasy Run BLAST with NCBI
阳性对照	WB: RT-4 cell lysate; Human plasma, liver and tonsil lysates IHC-P: Human testis tissue
常规说明	<p>The Life Science industry has been in the grips of a reproducibility crisis for a number of years. Abcam is leading the way in addressing this with our range of recombinant monoclonal antibodies and knockout edited cell lines for gold-standard validation. Please check that this product meets your needs before purchasing.</p> <p>If you have any questions, special requirements or concerns, please send us an inquiry and/or contact our Support team ahead of purchase. Recommended alternatives for this product can be found below, along with publications, customer reviews and Q&As</p>

性能

形式	Liquid
存放说明	Shipped at 4°C. Upon delivery aliquot and store at -20°C. Avoid freeze / thaw cycles.
存储溶液	pH: 7.20 Preservative: 0.02% Sodium azide Constituents: 59% PBS, 40% Glycerol (glycerin, glycerine)
纯度	Immunogen affinity purified
克隆	多克隆
同种型	IgG

应用

The Abpromise guarantee

Abpromise™承诺保证使用ab122297于以下的经测试应用

“应用说明”部分 下显示的仅为推荐的起始稀释度;实际最佳的稀释度/浓度应由使用者检定。

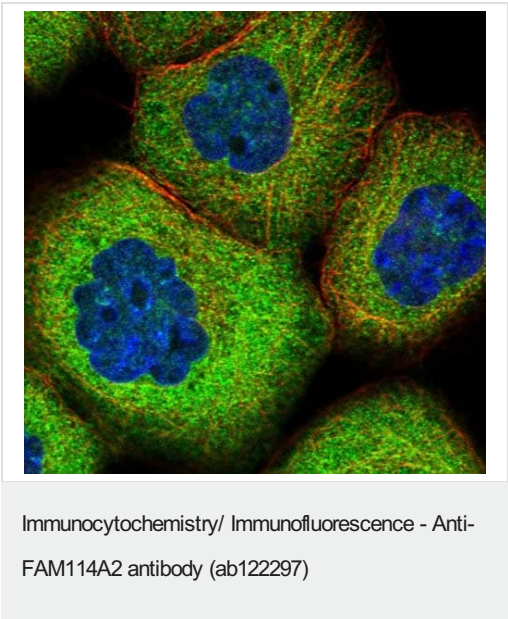
应用	Ab评论	说明
WB		Use a concentration of 0.04 - 0.4 µg/ml.
IHC-P		1/50 - 1/200. Perform heat mediated antigen retrieval with citrate buffer pH 6 before commencing with IHC staining protocol.
ICC/IF		Use a concentration of 1 - 4 µg/ml. Recommend PFA Fixation and Triton X-100 treatment

靶标

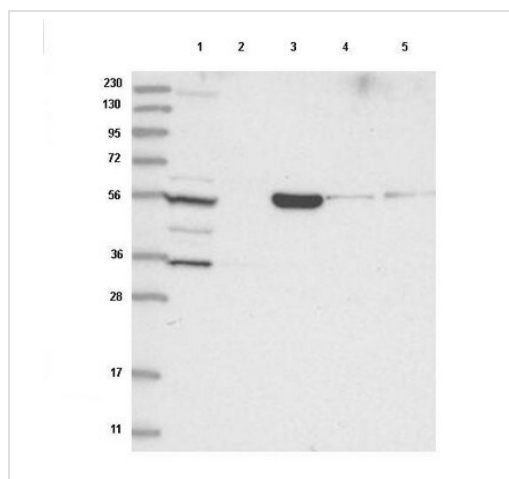
序列相似性

Belongs to the FAM114 family.

图片



Immunofluorescent staining of Human cell line A-431 shows positivity in cytoplasm. Recommended concentration of ab122297 1-4 µg/ml. Cells treated with PFA/Triton X-100.



Western blot - Anti-FAM114A2 antibody (ab122297)

All lanes : Anti-FAM114A2 antibody (ab122297) at 1/250 dilution

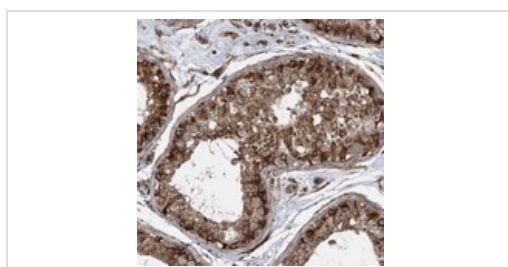
Lane 1 : RT-4 cell lysate

Lane 2 : U-251 MG cell lysate

Lane 3 : Human plasma lysate

Lane 4 : Human liver lysate

Lane 5 : Human tonsil lysate



Immunohistochemistry (Formalin/PFA-fixed paraffin-embedded sections) - Anti-FAM114A2 antibody (ab122297)

ab122297, at a 1/50 dilution, staining FAM14A2 in paraffin embedded Human testis tissue by Immunohistochemistry.

Please note: All products are "FOR RESEARCH USE ONLY. NOT FOR USE IN DIAGNOSTIC PROCEDURES"

Our Abpromise to you: Quality guaranteed and expert technical support

- Replacement or refund for products not performing as stated on the datasheet
- Valid for 12 months from date of delivery
- Response to your inquiry within 24 hours
- We provide support in Chinese, English, French, German, Japanese and Spanish
- Extensive multi-media technical resources to help you
- We investigate all quality concerns to ensure our products perform to the highest standards

If the product does not perform as described on this datasheet, we will offer a refund or replacement. For full details of the Abpromise, please visit <https://www.abcam.cn/abpromise> or contact our technical team.

Terms and conditions

- Guarantee only valid for products bought direct from Abcam or one of our authorized distributors