

Anti-Factor VII antibody ab97614

[1 Abreviews](#) [8 References](#) [3 图像](#)

概述

产品名称	Anti-Factor VII抗体
描述	兔多克隆抗体to Factor VII
宿主	Rabbit
经测试应用	适用于: WB, IHC-P
种属反应性	与反应: Mouse, Human 预测可用于: Monkey 
免疫原	Recombinant protein fragment corresponding to a region within amino acids 209 and 444 of Human Factor VII.
常规说明	<p>The Life Science industry has been in the grips of a reproducibility crisis for a number of years. Abcam is leading the way in addressing this with our range of recombinant monoclonal antibodies and knockout edited cell lines for gold-standard validation. Please check that this product meets your needs before purchasing.</p> <p>If you have any questions, special requirements or concerns, please send us an inquiry and/or contact our Support team ahead of purchase. Recommended alternatives for this product can be found below, along with publications, customer reviews and Q&As</p>

性能

形式	Liquid
存放说明	Shipped at 4°C. Upon delivery aliquot and store at -20°C or -80°C. Avoid repeated freeze / thaw cycles.
存储溶液	pH: 7.00 Preservative: 0.01% Thimerosal (merthiolate) Constituents: 1.21% Tris, 0.75% Glycine, 10% Glycerol (glycerin, glycerine)
纯度	Immunogen affinity purified
克隆	多克隆
同种型	IgG

应用

The Abpromise guarantee

Abpromise™ 承诺保证使用ab97614于以下的经测试应用


“应用说明”部分 下显示的仅为推荐的起始稀释度;实际最佳的稀释度/浓度应由使用者检定。

应用	Ab评论	说明
WB		1/500 - 1/3000. Predicted molecular weight: 52 kDa.
IHC-P		1/100 - 1/500.

靶标

功能	Initiates the extrinsic pathway of blood coagulation. Serine protease that circulates in the blood in a zymogen form. Factor VII is converted to factor VIIa by factor Xa, factor XIIa, factor IXa, or thrombin by minor proteolysis. In the presence of tissue factor and calcium ions, factor VIIa then converts factor X to factor Xa by limited proteolysis. Factor VIIa will also convert factor IX to factor IXa in the presence of tissue factor and calcium.
组织特异性	Plasma.
疾病相关	Defects in F7 are the cause of factor VII deficiency (FA7D) [MIM:227500]. FA7D is a rare hereditary hemorrhagic disease. The clinical picture can be very severe, with the early occurrence of intracerebral hemorrhages or hemarthroses, or, in contrast, moderate with cutaneous-mucosal hemorrhages (epistaxis, menorrhagia) or hemorrhages provoked by a surgical intervention. Numerous subjects are completely asymptomatic despite a very low F7 level.
序列相似性	Belongs to the peptidase S1 family. Contains 2 EGF-like domains. Contains 1 Gla (gamma-carboxy-glutamate) domain. Contains 1 peptidase S1 domain.
翻译后修饰	The vitamin K-dependent, enzymatic carboxylation of some glutamate residues allows the modified protein to bind calcium. The iron and 2-oxoglutarate dependent 3-hydroxylation of aspartate and asparagine is (R) stereospecific within EGF domains.
细胞定位	Secreted.

图片

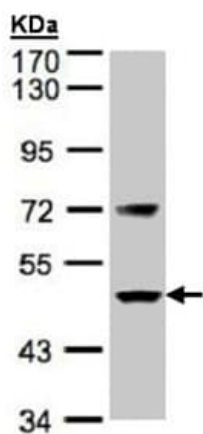


Western blot - Anti-Factor VII antibody (ab97614)

Anti-Factor VII antibody (ab97614) at 1/1000 dilution + NIH 3T3 whole cell lysate at 30 µg

Predicted band size: 52 kDa

10% SDS PAGE

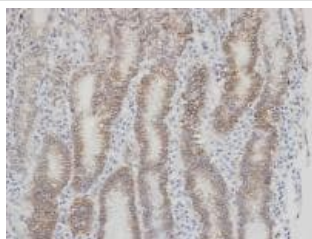


Western blot - Anti-Factor VII antibody (ab97614)

Anti-Factor VII antibody (ab97614) at 1/500 dilution + H1299 whole cell lysate at 30 µg

Predicted band size: 52 kDa

7.5% SDS PAGE



Immunohistochemistry (Formalin/PFA-fixed paraffin-embedded sections) - Anti-Factor VII antibody (ab97614)

Immunohistochemistry analysis of paraffin-embedded N human (gastric carcinoma) tissue, using ab97614 at 1/100 dilution.

Please note: All products are "FOR RESEARCH USE ONLY. NOT FOR USE IN DIAGNOSTIC PROCEDURES"

Our Abpromise to you: Quality guaranteed and expert technical support

- Replacement or refund for products not performing as stated on the datasheet

- Valid for 12 months from date of delivery
- Response to your inquiry within 24 hours
- We provide support in Chinese, English, French, German, Japanese and Spanish
- Extensive multi-media technical resources to help you
- We investigate all quality concerns to ensure our products perform to the highest standards

If the product does not perform as described on this datasheet, we will offer a refund or replacement. For full details of the Abpromise, please visit <https://www.abcam.cn/abpromise> or contact our technical team.

Terms and conditions

- Guarantee only valid for products bought direct from Abcam or one of our authorized distributors