


Anti-Epoxyde hydrolase antibody ab96695

4 References **3 图像**

概述

产品名称	Anti-Epoxyde hydrolase抗体
描述	兔多克隆抗体to Epoxyde hydrolase
宿主	Rabbit
经测试应用	适用于: WB, IHC-P, ICC/IF
种属反应性	与反应: Human 预测可用于: Mouse, Rat, Cow, Pig 
免疫原	Recombinant fragment, corresponding to a region within amino acids 1-193 of Human Epoxyde hydrolase (NP_000111).
阳性对照	WB: 293T, HeLa and HepG2 cell lysates ICC/IF: Hela cells IHC-P: SG xenograft
常规说明	<p>The Life Science industry has been in the grips of a reproducibility crisis for a number of years. Abcam is leading the way in addressing this with our range of recombinant monoclonal antibodies and knockout edited cell lines for gold-standard validation. Please check that this product meets your needs before purchasing.</p> <p>If you have any questions, special requirements or concerns, please send us an inquiry and/or contact our Support team ahead of purchase. Recommended alternatives for this product can be found below, along with publications, customer reviews and Q&As</p>

性能

形式	Liquid
存放说明	Shipped at 4°C. Upon delivery aliquot and store at -20°C or -80°C. Avoid repeated freeze / thaw cycles.
存储溶液	<p>pH: 7.00</p> <p>Preservative: 0.01% Thimerosal (merthiolate)</p> <p>Constituents: 1.21% Tris, 0.75% Glycine, 10% Glycerol (glycerin, glycerine)</p>
纯度	Immunogen affinity purified
克隆	多克隆
同种型	IgG

应用

The Abpromise guarantee


Abpromise™承诺保证使用ab96695于以下的经测试应用

“应用说明”部分 下显示的仅为推荐的起始稀释度;实际最佳的稀释度/浓度应由使用者检定。

应用	Ab评论	说明
WB		1/500 - 1/3000. Predicted molecular weight: 53 kDa.
IHC-P		1/100 - 1/500.
ICC/IF		1/100 - 1/200.

靶标	
功能	Biotransformation enzyme that catalyzes the hydrolysis of arene and aliphatic epoxides to less reactive and more water soluble dihydrodiols by the trans addition of water.
组织特异性	Found in liver.
疾病相关	<p>Note=In some populations, the high activity haplotype tyr113/his139 is overrepresented among women suffering from pregnancy-induced hypertension (pre-eclampsia) when compared with healthy controls.</p> <p>Defects in EPHX1 are a cause of familial hypercholanemia (FHCA) [MIM:607748]. FHCA is a disorder characterized by elevated serum bile acid concentrations, itching, and fat malabsorption.</p>
序列相似性	Belongs to the peptidase S33 family.
细胞定位	Microsome membrane. Endoplasmic reticulum membrane.

图片



Western blot - Anti-Epoxyde hydrolase antibody (ab96695)

All lanes : Anti-Epoxyde hydrolase antibody (ab96695) at 1/1000 dilution

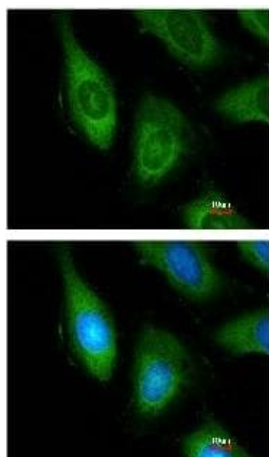
Lane 1 : HeLa whole cell lysate

Lane 2 : HepG2 whole cell lysate

Lysates/proteins at 30 µg per lane.

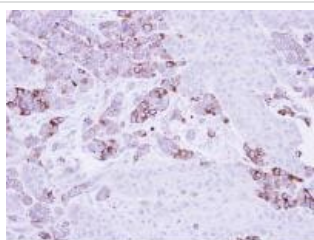
Predicted band size: 53 kDa

10% SDS PAGE



ab96695, at a 1/200 dilution, staining Epoxyde hydrolase in methanol fixed HeLa cells by Immunofluorescence analysis. Lower image costained with Hoerchst 33342.

Immunocytochemistry/ Immunofluorescence - Anti-Epoxyde hydrolase antibody (ab96695)



ab96695, at a 1/500 dilution, staining Epoxyde hydrolase in paraffin embedded SG xenograft by Immunohistochemical analysis.

Immunohistochemistry (Formalin/PFA-fixed paraffin-embedded sections) - Anti-Epoxyde hydrolase antibody (ab96695)

Please note: All products are "FOR RESEARCH USE ONLY. NOT FOR USE IN DIAGNOSTIC PROCEDURES"

Our Abpromise to you: Quality guaranteed and expert technical support

- Replacement or refund for products not performing as stated on the datasheet
- Valid for 12 months from date of delivery
- Response to your inquiry within 24 hours
- We provide support in Chinese, English, French, German, Japanese and Spanish
- Extensive multi-media technical resources to help you
- We investigate all quality concerns to ensure our products perform to the highest standards

If the product does not perform as described on this datasheet, we will offer a refund or replacement. For full details of the Abpromise, please visit <https://www.abcam.cn/abpromise> or contact our technical team.

Terms and conditions

- Guarantee only valid for products bought direct from Abcam or one of our authorized distributors