


Anti-DUSP3 antibody [EPR5492] ab125077

重组 RabMAb

1 References **4 图像**

概述

产品名称	Anti-DUSP3抗体[EPR5492]
描述	兔单克隆抗体[EPR5492] to DUSP3
宿主	Rabbit
经测试应用	适用于: WB, IHC-P
种属反应性	与反应: Mouse, Human 预测可用于: Rat 
免疫原	Synthetic peptide within Human DUSP3 aa 1-100. The exact sequence is proprietary.
阳性对照	HeLa, Jurkat, MCF7 and K562 cell lysates; Human ovarian cancer tissue and Mouse kidney tissue.
常规说明	<p>This product is a recombinant monoclonal antibody, which offers several advantages including:</p> <ul style="list-style-type: none"> - High batch-to-batch consistency and reproducibility - Improved sensitivity and specificity - Long-term security of supply - Animal-free production <p>For more information see here.</p> <p>Our RabMAb[®] technology is a patented hybridoma-based technology for making rabbit monoclonal antibodies. For details on our patents, please refer to RabMAb[®] patents.</p>

性能

形式	Liquid
存放说明	Shipped at 4°C. Store at -20°C. Stable for 12 months at -20°C.
存储溶液	pH: 7.20 Preservative: 0.05% Sodium azide Constituents: 0.1% BSA, 40% Glycerol (glycerin, glycerine), 9.85% Tris glycine, 50% Tissue culture supernatant
纯度	Protein A purified
克隆	单克隆
克隆编号	EPR5492

同种型IgG

应用

The Abpromise guarantee **Abpromise™**承诺保证使用ab125077于以下的经测试应用

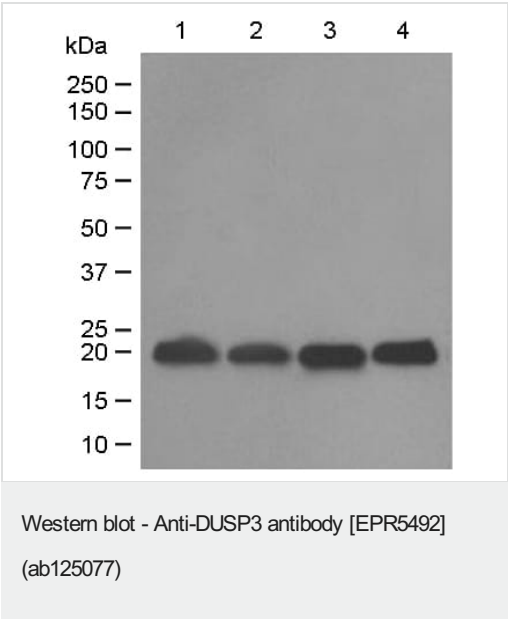
“应用说明”部分 下显示的仅为推荐的起始稀释度;实际最佳的稀释度/浓度应由使用者检定。

应用	Ab评论	说明
WB		1/50000 - 1/200000. Detects a band of approximately 20 kDa (predicted molecular weight: 20 kDa).
IHC-P		1/100 - 1/250. Perform heat mediated antigen retrieval with citrate buffer pH 6 before commencing with IHC staining protocol.

靶标

功能	Shows activity both for tyrosine-protein phosphatase and serine-protein phosphatase, but displays a strong preference toward phosphotyrosines. Specifically dephosphorylates and inactivates ERK1 and ERK2.
序列相似性	Belongs to the protein-tyrosine phosphatase family. Non-receptor class dual specificity subfamily. Contains 1 tyrosine-protein phosphatase domain.
细胞定位	Nucleus.

图片



All lanes : Anti-DUSP3 antibody [EPR5492] (ab125077) at 1/50000 dilution

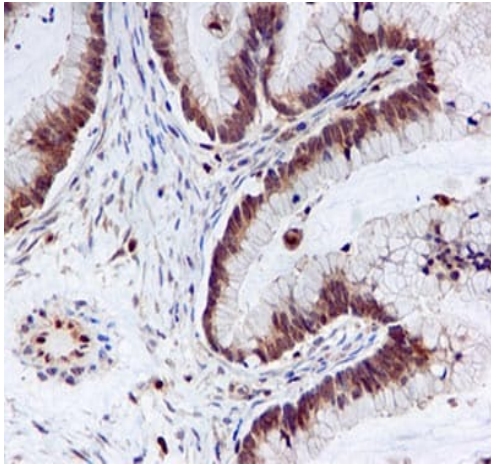
- Lane 1 :** HeLa cell lysate
- Lane 2 :** Jurkat cell lysate
- Lane 3 :** MCF-7 cell lysate
- Lane 4 :** K562 cell lysate

Lysates/proteins at 10 µg per lane.

Secondary

All lanes : Goat anti-Rabbit HRP at 1/2000 dilution

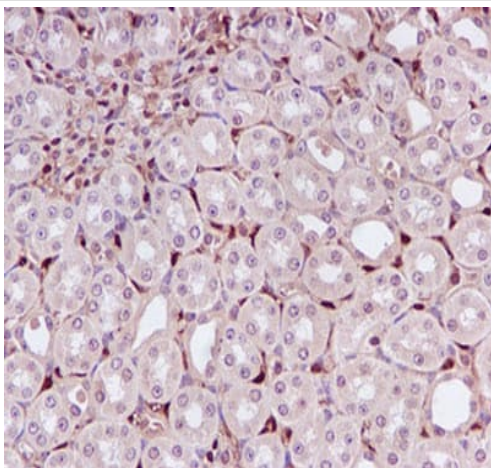
Predicted band size: 20 kDa



Immunohistochemistry (Formalin/PFA-fixed paraffin-embedded sections) - Anti-DUSP3 antibody [EPR5492] (ab125077)

ab125077, at 1/100, staining DUSP3 in paraffin-embedded Human ovarian cancer tissue by immunohistochemistry.

Perform heat mediated antigen retrieval with citrate buffer pH 6 before commencing with IHC staining protocol.



Immunohistochemistry (Formalin/PFA-fixed paraffin-embedded sections) - Anti-DUSP3 antibody [EPR5492] (ab125077)

ab125077, at 1/100, staining DUSP3 in paraffin-embedded Mouse kidney tissue by immunohistochemistry.

Perform heat mediated antigen retrieval with citrate buffer pH 6 before commencing with IHC staining protocol.

Why choose a recombinant antibody?



Research with confidence
Consistent and reproducible results



Long-term and scalable supply
Recombinant technology



Success from the first experiment
Confirmed specificity



Ethical standards compliant
Animal-free production

Anti-DUSP3 antibody [EPR5492] (ab125077)

Please note: All products are "FOR RESEARCH USE ONLY. NOT FOR USE IN DIAGNOSTIC PROCEDURES"

Our Abpromise to you: Quality guaranteed and expert technical support

- Replacement or refund for products not performing as stated on the datasheet
- Valid for 12 months from date of delivery
- Response to your inquiry within 24 hours
- We provide support in Chinese, English, French, German, Japanese and Spanish
- Extensive multi-media technical resources to help you
- We investigate all quality concerns to ensure our products perform to the highest standards

If the product does not perform as described on this datasheet, we will offer a refund or replacement. For full details of the Abpromise, please visit <https://www.abcam.cn/abpromise> or contact our technical team.

Terms and conditions

- Guarantee only valid for products bought direct from Abcam or one of our authorized distributors