


Anti-DIO2 antibody ab77481

★★★★★ [2 Abreviews](#) [8 References](#) [3 图像](#)

概述

产品名称	Anti-DIO2抗体
描述	山羊多克隆抗体to DIO2
宿主	Goat
经测试应用	适用于: Flow Cyt (Intra), ICC, IHC-Fr
种属反应性	与反应: Mouse, Human 预测可用于: Rat, Rabbit, Goat, Chicken, Cow, Pig 
免疫原	Synthetic peptide: EVKKHQEQEDRC (Human) from the internal region of the protein sequence according to NP_000784.2; NP_054644.1; NP_001007024.1. Run BLAST with Run BLAST with
阳性对照	IHC-Fr: Mouse brain tissue ICC: HeLa cells Flow Cyt (Intra): MCF2 cells
常规说明	<p>The Life Science industry has been in the grips of a reproducibility crisis for a number of years. Abcam is leading the way in addressing this with our range of recombinant monoclonal antibodies and knockout edited cell lines for gold-standard validation. Please check that this product meets your needs before purchasing.</p> <p>If you have any questions, special requirements or concerns, please send us an inquiry and/or contact our Support team ahead of purchase. Recommended alternatives for this product can be found below, along with publications, customer reviews and Q&As</p>

性能

形式	Liquid
存放说明	Shipped at 4°C. Upon delivery aliquot and store at -20°C. Avoid freeze / thaw cycles.
存储溶液	pH: 7.30 Preservative: 0.02% Sodium azide Constituents: 0.5% BSA, Tris buffered saline
纯度	Immunogen affinity purified
纯化说明	Purified from goat serum by ammonium sulphate precipitation followed by antigen affinity chromatography using the immunizing peptide.

克隆 多克隆
同种型 IgG

应用

The Abpromise guarantee **Abpromise™**承诺保证使用ab77481于以下的经测试应用

“应用说明”部分 下显示的仅为推荐的起始稀释度;实际最佳的稀释度/浓度应由使用者检定。

应用	Ab评论	说明
Flow Cyt (Intra)		Use a concentration of 10 µg/ml.
ICC		Use a concentration of 10 µg/ml.
IHC-Fr	★★★★★ (1)	Use a concentration of 2 - 3 µg/ml. Tissue sections were PFA fixed.

靶标

功能 Responsible for the deiodination of T4 (3,5,3',5'-tetraiodothyronine) into T3 (3,5,3'-triiodothyronine). Essential for providing the brain with appropriate levels of T3 during the critical period of development.

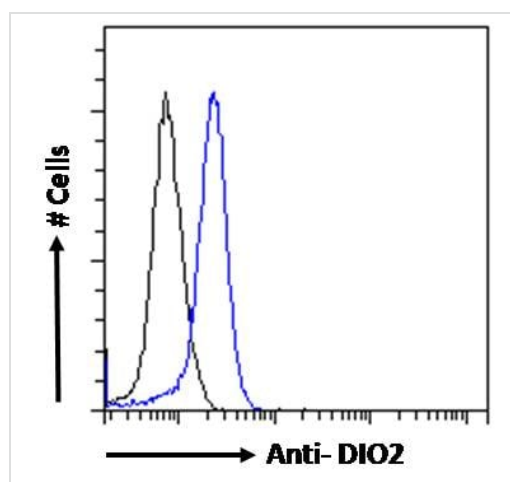
组织特异性 Heart, skeletal muscle, placenta, fetal brain and several regions of the adult brain.

序列相似性 Belongs to the iodothyronine deiodinase family.

翻译后修饰 Ubiquitinated by MARCH6, leading to its degradation by the proteasome. Deubiquitinated by USP20 and USP33.

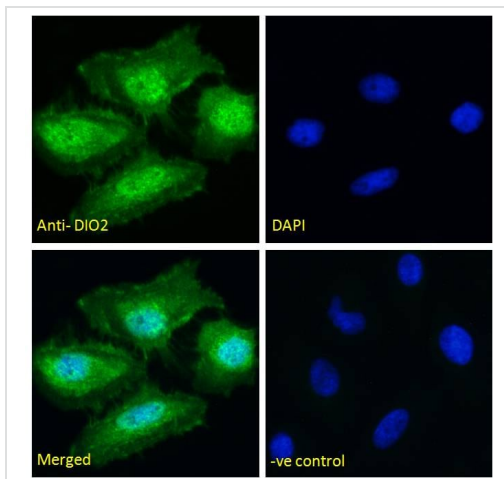
细胞定位 Membrane.

图片



Flow cytometric analysis of paraformaldehyde fixed MCF7 cells (blue line), permeabilized with 0.5% Triton. Primary incubation 1hr at 10 µg/mL followed by Alexa Fluor 488 secondary antibody at 1 µg/mL. IgG control: Unimmunized goat IgG (black line) followed by Alexa Fluor 488 secondary antibody.

Flow Cytometry (Intracellular) - Anti-DIO2 antibody
(ab77481)



Immunocytochemistry - Anti-DIO2 antibody (ab77481)

Immunocytochemistry analysis of HeLa cells labelling DIO2 with ab77481 at 10 µg/mL. Cells were fixed with 4% paraformaldehyde and permeabilized with 0.15% Triton X-100. Goat Anti-Rabbit IgG H&L (Alexa Fluor® 488) (**ab150077**) at 2 µg/mL was used as the secondary antibody (green) showing nuclear and cytoplasmic staining. The nuclear stain is DAPI (blue). Negative control: Unimmunized goat IgG (10ug/ml) followed by Alexa Fluor 488 secondary antibody (2ug/ml).



Immunohistochemistry (Frozen sections) - Anti-DIO2 antibody (ab77481)

ab77481 staining DIO2 in mouse Brain (Hippocampus) tissue section by Immunohistochemistry (Frozen sections). Tissue underwent antigen retrieval in microwave with citrate buffer (pH 4.5). The HRP-staining procedure was used for detection.

Please note: All products are "FOR RESEARCH USE ONLY. NOT FOR USE IN DIAGNOSTIC PROCEDURES"

Our Abpromise to you: Quality guaranteed and expert technical support

- Replacement or refund for products not performing as stated on the datasheet
- Valid for 12 months from date of delivery
- Response to your inquiry within 24 hours
- We provide support in Chinese, English, French, German, Japanese and Spanish
- Extensive multi-media technical resources to help you
- We investigate all quality concerns to ensure our products perform to the highest standards

If the product does not perform as described on this datasheet, we will offer a refund or replacement. For full details of the Abpromise, please visit <https://www.abcam.cn/abpromise> or contact our technical team.

Terms and conditions

- Guarantee only valid for products bought direct from Abcam or one of our authorized distributors