


# Anti-DHX15/prp43 antibody ab70454

**5 References**   **2 图像**

### 概述

产品名称	Anti-DHX15/prp43抗体
描述	兔多克隆抗体to DHX15/prp43
宿主	Rabbit
经测试应用	适用于: WB, IP
种属反应性	与反应: Human 预测可用于: Mouse, Rat, Rabbit, Horse, Chicken, Guinea pig, Cow, Dog, Turkey, Pig, Xenopus laevis, Chimpanzee, Rhesus monkey, Gorilla, Orangutan, Platypus 
免疫原	Synthetic peptide corresponding to Human DHX15/prp43 (C terminal). Database link: <a href="#">O43143</a>
阳性对照	293T whole cell lysate
常规说明	<p>The Life Science industry has been in the grips of a reproducibility crisis for a number of years. Abcam is leading the way in addressing this with our range of recombinant monoclonal antibodies and knockout edited cell lines for gold-standard validation. Please check that this product meets your needs before purchasing.</p> <p>If you have any questions, special requirements or concerns, please send us an inquiry and/or contact our Support team ahead of purchase. Recommended alternatives for this product can be found below, along with publications, customer reviews and Q&amp;As</p>

### 性能

形式	Liquid
存放说明	Shipped at 4°C. Upon delivery aliquot and store at -20°C. Avoid freeze / thaw cycles.
存储溶液	pH: 7 Preservative: 0.09% Sodium azide Constituents: 1.815% Tris, 1.764% Sodium citrate, 0.021% PBS
纯度	Immunogen affinity purified
纯化说明	ab70454 was affinity purified using an epitope specific to DHX15/prp43 immobilized on solid support.
克隆	多克隆
同种型	IgG

应用

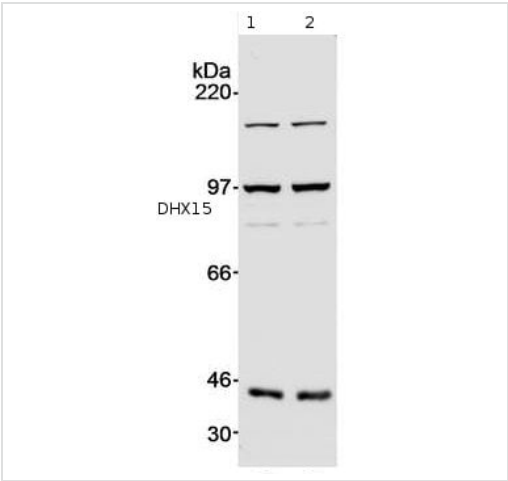
The Abpromise guarantee      **Abpromise™**承诺保证使用ab70454于以下的经测试应用

“应用说明”部分 下显示的仅为推荐的起始稀释度;实际最佳的稀释度/浓度应由使用者检定。

应用	Ab评论	说明
WB		1/5000 - 1/15000. Detects a band of approximately 97 kDa (predicted molecular weight: 91 kDa).
IP		Use at 1-5 µg/mg of lysate.

靶标

图片



Western blot - Anti-DHX15/prp43 antibody (ab70454)

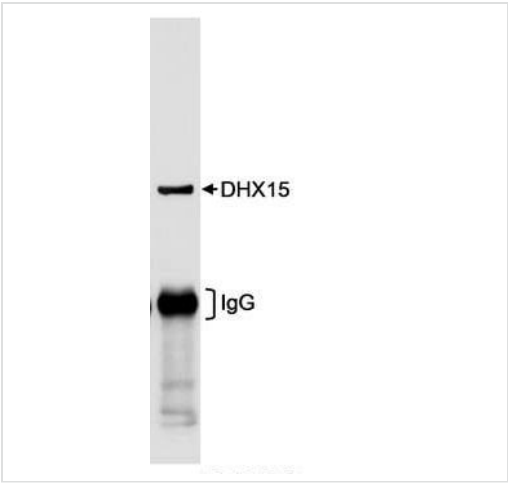
**All lanes :** Anti-DHX15/prp43 antibody (ab70454) at 0.1 µg/ml

**All lanes :** Whole cell lysate from 293T cells.

Lysates/proteins at 60 µg per lane.

**Predicted band size:** 91 kDa

**Observed band size:** 97 kDa



Immunoprecipitation - Anti-DHX15/prp43 antibody (ab70454)

1 mg 293T whole cell lysate. ab70454 used at 0.1 µg/ml for the Western blot and at 1 µg/mg lysate for Immunoprecipitation.

**Please note:** All products are "FOR RESEARCH USE ONLY. NOT FOR USE IN DIAGNOSTIC PROCEDURES"

### **Our Abpromise to you: Quality guaranteed and expert technical support**

---

- Replacement or refund for products not performing as stated on the datasheet
- Valid for 12 months from date of delivery
- Response to your inquiry within 24 hours
- We provide support in Chinese, English, French, German, Japanese and Spanish
- Extensive multi-media technical resources to help you
- We investigate all quality concerns to ensure our products perform to the highest standards

If the product does not perform as described on this datasheet, we will offer a refund or replacement. For full details of the Abpromise, please visit <https://www.abcam.cn/abpromise> or contact our technical team.

### **Terms and conditions**

---

- Guarantee only valid for products bought direct from Abcam or one of our authorized distributors