

### Anti-DHHC-15 antibody ab121203

★★★★★ [1 Abreviews](#) [1 References](#) [3 图像](#)

#### 概述

<b>产品名称</b>	Anti-DHHC-15抗体
<b>描述</b>	兔多克隆抗体to DHHC-15
<b>宿主</b>	Rabbit
<b>经测试应用</b>	<b>适用于:</b> IHC-P, WB, ICC/IF
<b>种属反应性</b>	<b>与反应:</b> Human
<b>免疫原</b>	Recombinant fragment corresponding to Human DHHC-15 aa 238-322 (internal sequence). Sequence:  VSRNKTTLEAFCTPVFTSGPEKNGFNLGFIKNIQQVFGDKKK FWLIPIGS SPGDGHSFPMRSMNESQNPLLANEETWEDNEDDQ  <a href="#">Run BLAST with</a> <a href="#">Run BLAST with</a>
<b>阳性对照</b>	Human pancreas tissue; Human liver lysate.
<b>常规说明</b>	The Life Science industry has been in the grips of a reproducibility crisis for a number of years. Abcam is leading the way in addressing this with our range of recombinant monoclonal antibodies and knockout edited cell lines for gold-standard validation. Please check that this product meets your needs before purchasing.  If you have any questions, special requirements or concerns, please send us an inquiry and/or contact our Support team ahead of purchase. Recommended alternatives for this product can be found below, along with publications, customer reviews and Q&As

#### 性能

<b>形式</b>	Liquid
<b>存放说明</b>	Shipped at 4°C. Upon delivery aliquot and store at -20°C. Avoid freeze / thaw cycles.
<b>存储溶液</b>	pH: 7.20 Preservative: 0.02% Sodium azide Constituents: 59% PBS, 40% Glycerol (glycerin, glycerine)
<b>纯度</b>	Immunogen affinity purified
<b>克隆</b>	多克隆
<b>同种型</b>	IgG

## 应用

### The Abpromise guarantee

**Abpromise™**承诺保证使用ab121203于以下的经测试应用

“应用说明”部分 下显示的仅为推荐的起始稀释度;实际最佳的稀释度/浓度应由使用者检定。

应用	Ab评论	说明
IHC-P		1/50 - 1/200. Perform heat mediated antigen retrieval with citrate buffer pH 6 before commencing with IHC staining protocol.
WB		1/100 - 1/250.
ICC/IF	★★★★★ (1)	Use a concentration of 0.25 - 2 µg/ml.

## 靶标

### 功能

Palmitoyltransferase specific for GAP43 and DLG4/PSD95.

### 组织特异性

Expressed in placenta, liver, lung, kidney, heart and brain.

### 疾病相关

Defects in ZDHHC15 are the cause of mental retardation X-linked type 91 (MRX91) [MIM:300577]. Mental retardation is characterized by significantly sub-average general intellectual functioning associated with impairments in adaptative behavior and manifested during the developmental period. Non-syndromic mental retardation patients do not manifest other clinical signs.

### 序列相似性

Belongs to the DHHC palmitoyltransferase family.  
Contains 1 DHHC-type zinc finger.

### 结构域

The DHHC domain is required for palmitoyltransferase activity.

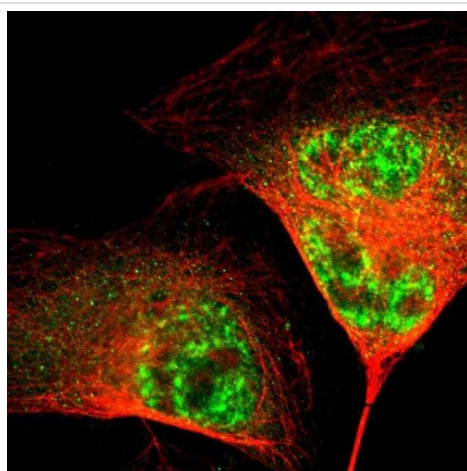
### 翻译后修饰

Autopalmitoylated.

### 细胞定位

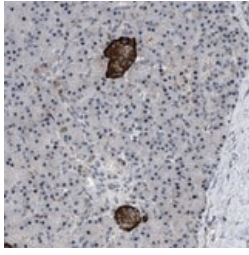
Membrane.

## 图片



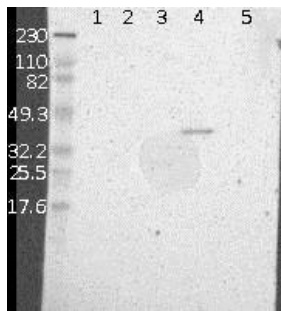
Immunofluorescent staining of Human cell line U-2 OS shows positivity in nucleus but not nucleoli and cytoplasm. Recommended concentration of ab121203 1-4 µg/ml. Cells treated with PFA/Triton X-100.

Immunocytochemistry/ Immunofluorescence - Anti-DHHC-15 antibody (ab121203)



ab121203 at 1/5 dilution staining DHHHC-15 in Paraffin-embedded Human Pancreas tissue by Immunohistochemistry.

Immunohistochemistry (Formalin/PFA-fixed paraffin-embedded sections) - Anti-DHHHC-15 antibody (ab121203)



**All lanes :** Anti-DHHHC-15 antibody (ab121203) at 1/250 dilution

**Lane 1 :** RT 4 cell lysate

**Lane 2 :** U 251 MG cell lysate

**Lane 3 :** A431 cell lysate

**Lane 4 :** Human Liver cell lysate

**Lane 5 :** Human tonsil cell lysate

Western blot - Anti-DHHHC-15 antibody (ab121203)

**Please note:** All products are "FOR RESEARCH USE ONLY. NOT FOR USE IN DIAGNOSTIC PROCEDURES"

### Our Abpromise to you: Quality guaranteed and expert technical support

---

- Replacement or refund for products not performing as stated on the datasheet
- Valid for 12 months from date of delivery
- Response to your inquiry within 24 hours
- We provide support in Chinese, English, French, German, Japanese and Spanish
- Extensive multi-media technical resources to help you
- We investigate all quality concerns to ensure our products perform to the highest standards

If the product does not perform as described on this datasheet, we will offer a refund or replacement. For full details of the Abpromise, please visit <https://www.abcam.cn/abpromise> or contact our technical team.

### Terms and conditions

---

- Guarantee only valid for products bought direct from Abcam or one of our authorized distributors