

### Anti-DDAH2 antibody ab232694

★★★★★ [1 Abreviews](#) [1 References](#) [7 图像](#)

#### 概述

产品名称	Anti-DDAH2抗体
描述	兔多克隆抗体to DDAH2
宿主	Rabbit
经测试应用	适用于: WB, IHC-P
种属反应性	与反应: Human, Pig 预测可用于: Mouse, Rat, Cow 
免疫原	Recombinant fragment (His-tag) corresponding to Human DDAH2 aa 1 to the C-terminus. (Expressed in E.coli). Database link: <a href="#">O95865</a> <div>  <a href="#">Run BLAST with</a>  <a href="#">Run BLAST with</a> </div>
阳性对照	WB: Recombinant human DDAH2 protein; Pig brain lysate; MCF7 cell lysate. IHC-P: Human prostate, brain, colorectal cancer, glioma and stomach cancer tissues.
常规说明	<p>The Life Science industry has been in the grips of a reproducibility crisis for a number of years. Abcam is leading the way in addressing this with our range of recombinant monoclonal antibodies and knockout edited cell lines for gold-standard validation. Please check that this product meets your needs before purchasing.</p> <p>If you have any questions, special requirements or concerns, please send us an inquiry and/or contact our Support team ahead of purchase. Recommended alternatives for this product can be found below, along with publications, customer reviews and Q&amp;As</p>

#### 性能

形式	Liquid
存放说明	Shipped at 4°C. Store at +4°C short term (1-2 weeks). Upon delivery aliquot. Store at -20°C long term. Avoid freeze / thaw cycle.
存储溶液	pH: 7.40 Preservative: 0.02% Sodium azide Constituents: 44.12% PBS, 55.77% Glycerol (glycerin, glycerine)
纯度	Immunogen affinity purified
纯化说明	ab232694 was purified by antigen-specific affinity chromatography followed by Protein A affinity chromatography.

克隆

多克隆

同种型

IgG

应用

The Abpromise guarantee

Abpromise™承诺保证使用ab232694于以下的经测试应用

“应用说明”部分 下显示的仅为推荐的起始稀释度;实际最佳的稀释度/浓度应由使用者检定。

应用	Ab评论	说明
WB		Use a concentration of 0.5 - 2 µg/ml. Predicted molecular weight: 30 kDa.
IHC-P		Use a concentration of 5 - 20 µg/ml.

靶标

功能

Hydrolyzes N(G),N(G)-dimethyl-L-arginine (ADMA) and N(G)-monomethyl-L-arginine (MMA) which act as inhibitors of NOS. Has therefore a role in the regulation of nitric oxide generation.

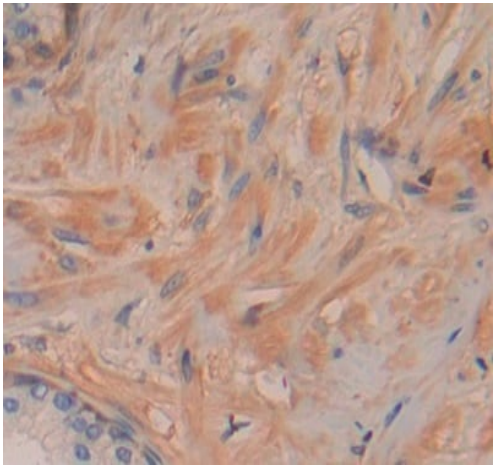
组织特异性

Detected in heart, placenta, lung, liver, skeletal muscle, kidney and pancreas, and at very low levels in brain.

序列相似性

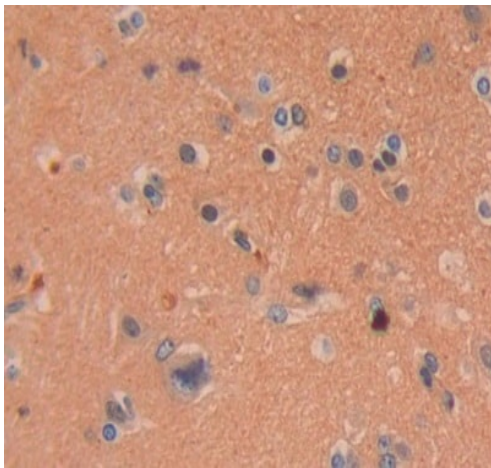
Belongs to the DDAH family.

图片




Immunohistochemistry (Formalin/PFA-fixed paraffin-embedded sections) - Anti-DDAH2 antibody (ab232694)

Paraffin-embedded human prostate tissue stained for DDAH2 using ab232694 at 10 µg/ml in immunohistochemical analysis. DAB staining.



Immunohistochemistry (Formalin/PFA-fixed paraffin-embedded sections) - Anti-DDAH2 antibody (ab232694)

Paraffin-embedded human brain tissue stained for DDAH2 using ab232694 at 20 µg/ml in immunohistochemical analysis. DAB staining.



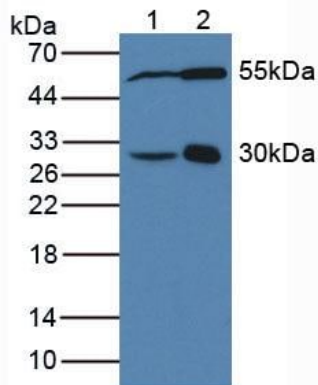
Western blot - Anti-DDAH2 antibody (ab232694)

Anti-DDAH2 antibody (ab232694) at 2 µg/ml + Recombinant human DDAH2 protein

#### Secondary

HRP-Linked Guinea pig anti-Rabbit at 1/2000 dilution

**Predicted band size:** 30 kDa



Western blot - Anti-DDAH2 antibody (ab232694)

**All lanes :** Anti-DDAH2 antibody (ab232694) at 2 µg/ml

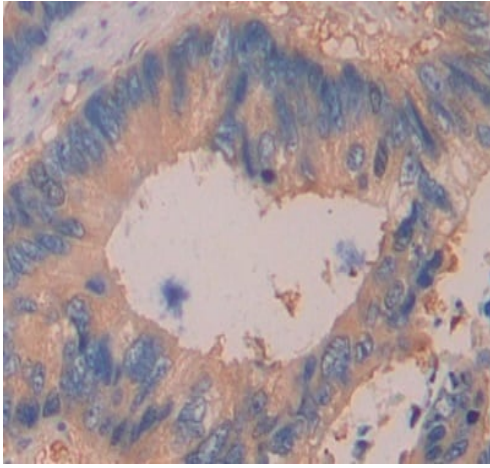
**Lane 1 :** MCF7 (human breast adenocarcinoma cell line) cell lysate

**Lane 2 :** Pig brain lysate

#### Secondary

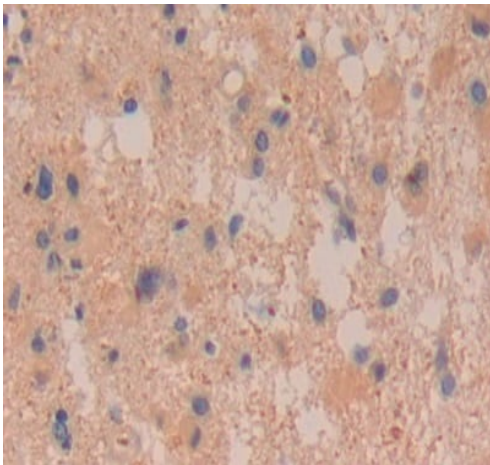
**All lanes :** HRP-Linked Guinea pig anti-Rabbit at 1/2000 dilution

**Predicted band size:** 30 kDa



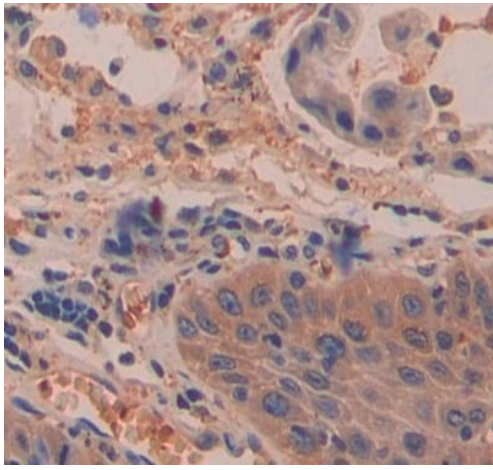
Paraffin-embedded human colorectal cancer tissue stained for DDAH2 using ab232694 at 20 µg/ml in immunohistochemical analysis. DAB staining.

Immunohistochemistry (Formalin/PFA-fixed paraffin-embedded sections) - Anti-DDAH2 antibody (ab232694)



Paraffin-embedded human glioma tissue stained for DDAH2 using ab232694 at 20 µg/ml in immunohistochemical analysis. DAB staining.

Immunohistochemistry (Formalin/PFA-fixed paraffin-embedded sections) - Anti-DDAH2 antibody (ab232694)



Immunohistochemistry (Formalin/PFA-fixed paraffin-embedded sections) - Anti-DDAH2 antibody (ab232694)

Paraffin-embedded human stomach cancer tissue stained for DDAH2 using ab232694 at 20 µg/ml in immunohistochemical analysis. DAB staining.

**Please note:** All products are "FOR RESEARCH USE ONLY. NOT FOR USE IN DIAGNOSTIC PROCEDURES"

#### Our Abpromise to you: Quality guaranteed and expert technical support

---

- Replacement or refund for products not performing as stated on the datasheet
- Valid for 12 months from date of delivery
- Response to your inquiry within 24 hours
- We provide support in Chinese, English, French, German, Japanese and Spanish
- Extensive multi-media technical resources to help you
- We investigate all quality concerns to ensure our products perform to the highest standards

If the product does not perform as described on this datasheet, we will offer a refund or replacement. For full details of the Abpromise, please visit <https://www.abcam.cn/abpromise> or contact our technical team.

#### Terms and conditions

---

- Guarantee only valid for products bought direct from Abcam or one of our authorized distributors