


### Anti-Cytokeratin 18 antibody ab52948

★★★★★ [5 Abreviews](#) [24 References](#) [4 图像](#)

#### 概述

产品名称	Anti-Cytokeratin 18抗体
描述	兔多克隆抗体to Cytokeratin 18
宿主	Rabbit
经测试应用	适用于: WB, IHC-P, ICC/IF
种属反应性	与反应: Human 预测可用于: Mouse 
免疫原	Synthetic peptide within Human Cytokeratin 18 aa 400 to the C-terminus (C terminal). The exact sequence is proprietary. (Peptide available as <a href="#">ab215576</a> )
阳性对照	A431 cell lysate, human urothelial carcinoma cells and HeLa cells.
常规说明	<p>The Life Science industry has been in the grips of a reproducibility crisis for a number of years. Abcam is leading the way in addressing this with our range of recombinant monoclonal antibodies and knockout edited cell lines for gold-standard validation. Please check that this product meets your needs before purchasing.</p> <p>If you have any questions, special requirements or concerns, please send us an inquiry and/or contact our Support team ahead of purchase. Recommended alternatives for this product can be found below, along with publications, customer reviews and Q&amp;As</p>

#### 性能

形式	Liquid
存放说明	Shipped at 4°C. Store at -20°C. Stable for 12 months at -20°C.
存储溶液	pH: 7.20 Preservative: 0.01% Sodium azide Constituents: 49% PBS, 50% Glycerol (glycerin, glycerine), 0.05% BSA
纯度	Immunogen affinity purified
克隆	多克隆
同种型	IgG

#### 应用

The Abpromise guarantee      **Abpromise™**承诺保证使用ab52948于以下的经测试应用

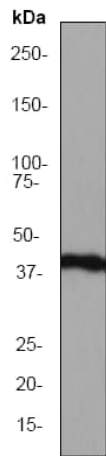
“应用说明”部分 下显示的仅为推荐的起始稀释度;实际最佳的稀释度/浓度应由使用者检定。

应用	Ab评论	说明
WB		1/10000 - 1/50000. Detects a band of approximately 48 kDa (predicted molecular weight: 48 kDa).
IHC-P		Use at an assay dependent concentration.
ICC/IF	★★★★★ (1)	1/250 - 1/500.

靶标

功能	Involved in the uptake of thrombin-antithrombin complexes by hepatic cells (By similarity). When phosphorylated, plays a role in filament reorganization. Involved in the delivery of mutated CFTR to the plasma membrane. Together with KRT8, is involved in interleukin-6 (IL-6)-mediated barrier protection.
组织特异性	Expressed in colon, placenta, liver and very weakly in exocervix. Increased expression observed in lymph nodes of breast carcinoma.
疾病相关	Defects in KRT18 are a cause of cirrhosis (CIRRH) [MIM:215600].
序列相似性	Belongs to the intermediate filament family.
翻译后修饰	Phosphorylation at Ser-34 increases during mitosis. Hyperphosphorylated at Ser-53 in diseased cirrhosis liver. Phosphorylation increases by IL-6. Proteolytically cleaved by caspases during epithelial cell apoptosis. Cleavage occurs at Asp-238 by either caspase-3, caspase-6 or caspase-7. O-glycosylated at multiple sites; glycans consist of single N-acetylglucosamine residues.
细胞定位	Cytoplasm > perinuclear region.

图片



Western blot - Anti-Cytokeratin 18 antibody  
(ab52948)

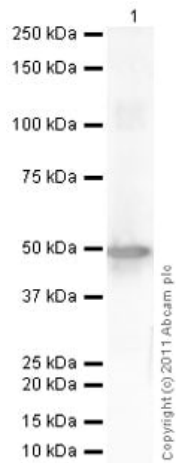
Anti-Cytokeratin 18 antibody (ab52948) at 1/50000 dilution + A431  
cell lysate at 10 µg

### Secondary

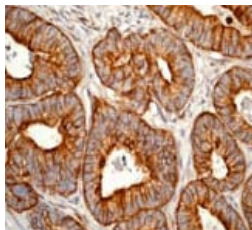
goat anti-rabbit HR at 1/2000 dilution

**Predicted band size:** 48 kDa

**Observed band size:** 48 kDa

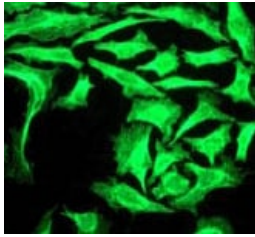


Western blot - Anti-Cytokeratin 18 antibody  
(ab52948)



Immunohistochemistry (Formalin/PFA-fixed paraffin-  
embedded sections) - Anti-Cytokeratin 18 antibody  
(ab52948)

ab52948 at 1/250 dilution staining Cytokeratin 18 in urothelial  
carcinoma cells by Immunohistochemistry, Paraffin embedded  
tissue.



ab52948 at 1/250 dilution staining Cytokeratin 18 in HeLa cells by Immunofluorescence

Immunocytochemistry/ Immunofluorescence - Anti-Cytokeratin 18 antibody (ab52948)

**Please note:** All products are "FOR RESEARCH USE ONLY. NOT FOR USE IN DIAGNOSTIC PROCEDURES"

#### Our Abpromise to you: Quality guaranteed and expert technical support

---

- Replacement or refund for products not performing as stated on the datasheet
- Valid for 12 months from date of delivery
- Response to your inquiry within 24 hours
- We provide support in Chinese, English, French, German, Japanese and Spanish
- Extensive multi-media technical resources to help you
- We investigate all quality concerns to ensure our products perform to the highest standards

If the product does not perform as described on this datasheet, we will offer a refund or replacement. For full details of the Abpromise, please visit <https://www.abcam.cn/abpromise> or contact our technical team.

#### Terms and conditions

---

- Guarantee only valid for products bought direct from Abcam or one of our authorized distributors