

Anti-Cytochrome P450 Reductase antibody ab89622

[1 Abreviews](#) [3 图像](#)

概述

产品名称	Anti-Cytochrome P450 Reductase抗体
描述	小鼠多克隆抗体to Cytochrome P450 Reductase
宿主	Mouse
经测试应用	适用于: WB, ICC/IF
种属反应性	与反应: Human
免疫原	Recombinant full length protein within Human Cytochrome P450 Reductase. The exact immunogen sequence used to generate this antibody is proprietary information. If additional detail on the immunogen is needed to determine the suitability of the antibody for your needs, please contact our Scientific Support team to discuss your requirements.
阳性对照	WB: liver lysate. ICC/IF: HeLa cells.
常规说明	<p>The Life Science industry has been in the grips of a reproducibility crisis for a number of years. Abcam is leading the way in addressing this with our range of recombinant monoclonal antibodies and knockout edited cell lines for gold-standard validation. Please check that this product meets your needs before purchasing.</p> <p>If you have any questions, special requirements or concerns, please send us an inquiry and/or contact our Support team ahead of purchase. Recommended alternatives for this product can be found below, along with publications, customer reviews and Q&As</p>

性能

形式	Liquid
存放说明	Shipped at 4°C. Upon delivery aliquot and store at -20°C or -80°C. Avoid repeated freeze / thaw cycles.
存储溶液	pH: 7.40 Constituent: 100% PBS
纯度	Protein A purified
克隆	多克隆
同种型	IgG

应用

The Abpromise guarantee

Abpromise™承诺保证使用ab89622于以下的经测试应用


“应用说明”部分 下显示的仅为推荐的起始稀释度;实际最佳的稀释度/浓度应由使用者检定。

应用	Ab评论	说明
WB		Use a concentration of 1 µg/ml. Predicted molecular weight: 77 kDa.
ICC/IF		Use a concentration of 10 µg/ml.

靶标

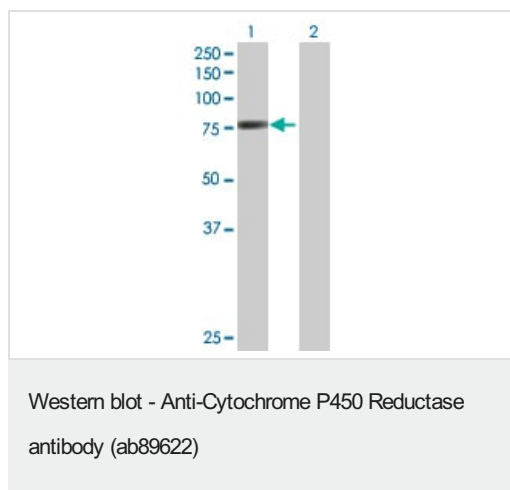
功能	This enzyme is required for electron transfer from NADP to cytochrome P450 in microsomes. It can also provide electron transfer to heme oxygenase and cytochrome B5.
疾病相关	Defects in POR are the cause of adrenal hyperplasia variant type (AHV) [MIM:201750]; also known as Antley-Bixler syndrome-like phenotype with disordered steroidogenesis. AHV is a rare variant of congenital adrenal hyperplasia. It is an autosomal recessive disorder with apparent combined P450C17 and P450C21 deficiency. Affected girls are born with ambiguous genitalia, but their circulating androgens are low and virilization does not progress. Conversely, affected boys are sometimes born undermasculinized. Boys and girls can also present with bone malformations, in some cases resembling the pattern seen in patients with Antley-Bixler syndrome. Defects in POR are a cause of isolated disordered steroidogenesis (IDS) [MIM:201750].
序列相似性	In the C-terminal section; belongs to the flavoprotein pyridine nucleotide cytochrome reductase family. Contains 1 FAD-binding FR-type domain. Contains 1 flavodoxin-like domain.
细胞定位	Endoplasmic reticulum membrane. Anchored to the ER membrane by its N-terminal hydrophobic region.

图片



Anti-Cytochrome P450 Reductase antibody (ab89622) at 1 µg/ml + Human liver lysate at 50 µg

Predicted band size: 77 kDa



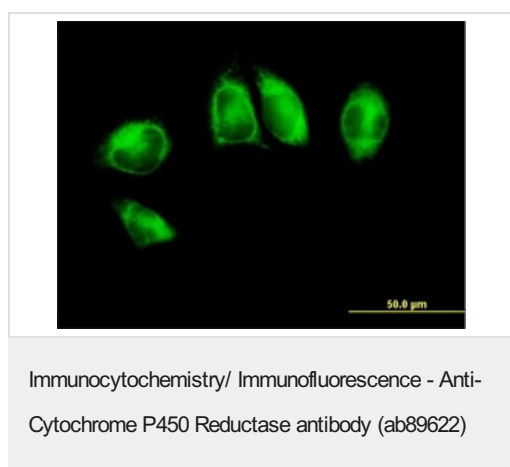
All lanes : Anti-Cytochrome P450 Reductase antibody (ab89622) at 1 µg/ml

Lane 1 : Cytochrome P450 Reductase transfected 293T cell lysate

Lane 2 : Untransfected lysate

Lysates/proteins at 25 µg per lane.

Predicted band size: 77 kDa



Immunofluorescence analysis of Cytochrome P450 Reductase expression in PFA-fixed HeLa cells using ab89622 at 10 µg/ml.

Please note: All products are "FOR RESEARCH USE ONLY. NOT FOR USE IN DIAGNOSTIC PROCEDURES"

Our Abpromise to you: Quality guaranteed and expert technical support

- Replacement or refund for products not performing as stated on the datasheet
- Valid for 12 months from date of delivery
- Response to your inquiry within 24 hours
- We provide support in Chinese, English, French, German, Japanese and Spanish
- Extensive multi-media technical resources to help you
- We investigate all quality concerns to ensure our products perform to the highest standards

If the product does not perform as described on this datasheet, we will offer a refund or replacement. For full details of the Abpromise, please visit <https://www.abcam.cn/abpromise> or contact our technical team.

Terms and conditions

- Guarantee only valid for products bought direct from Abcam or one of our authorized distributors