

Anti-Cytochrome P450 4A/CYP4A11 antibody [EPR8276] ab140635

重组 RabMAb

5 References **9 图像**

概述

产品名称	Anti-Cytochrome P450 4A/CYP4A11抗体[EPR8276]
描述	兔单克隆抗体[EPR8276] to Cytochrome P450 4A/CYP4A11
宿主	Rabbit
特异性	The immunogen is homologous to human cytochrome P450 4A11 and 4A22. The specificity to these specific forms has not been confirmed experimentally.
经测试应用	适用于: WB, IHC-P 不适用于: Flow Cyt or ICC/IF
种属反应性	与反应: Mouse, Rat, Human
免疫原	Synthetic peptide corresponding to Human Cytochrome P450 4A/CYP4A11 aa 50-150. The immunogen is homologous to human cytochrome P450 4A11 and 4A22.
阳性对照	Mouse liver, Rat liver, Human fetal kidney and fetal liver cell lysates. Human liver and kidney tissue.
常规说明	This product is a recombinant monoclonal antibody, which offers several advantages including: <ul style="list-style-type: none"> - High batch-to-batch consistency and reproducibility - Improved sensitivity and specificity - Long-term security of supply - Animal-free production For more information see here . Our RabMAb [®] technology is a patented hybridoma-based technology for making rabbit monoclonal antibodies. For details on our patents, please refer to RabMAb[®] patents .

性能

形式	Liquid
存放说明	Shipped at 4°C. Upon delivery aliquot and store at -20°C. Avoid freeze / thaw cycles.
存储溶液	pH: 7.2 Preservative: 0.01% Sodium azide Constituents: 9% PBS, 40% Glycerol (glycerin, glycerine), 0.05% BSA, 50% Tissue culture supernatant

纯度	Protein A purified
克隆	单克隆
克隆编号	EPR8276
同种型	IgG

应用

The Abpromise guarantee **Abpromise™承诺保证使用ab140635于以下的经测试应用**

“应用说明”部分下显示的仅为推荐的起始稀释度;实际最佳的稀释度/浓度应由使用者检定。

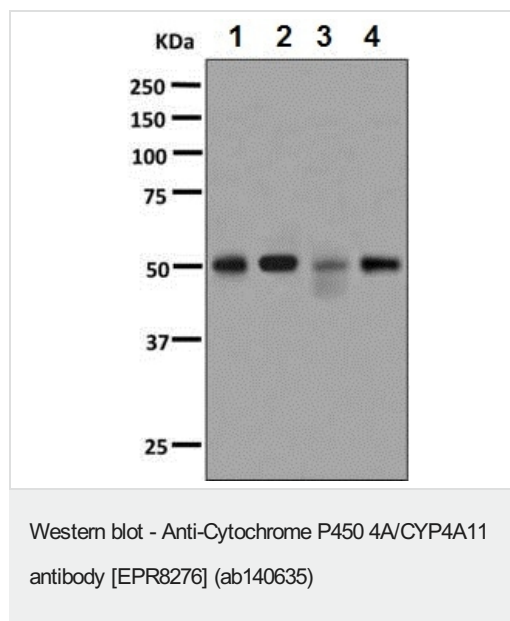
应用	Ab评论	说明
WB		1/1000 - 1/10000. Predicted molecular weight: 59 kDa.
IHC-P		1/50 - 1/100. Perform heat mediated antigen retrieval with citrate buffer pH 6 before commencing with IHC staining protocol.

应用说明 Is unsuitable for Flow Cyt or ICC/IF.

靶标

功能	Catalyzes the omega- and (omega-1)-hydroxylation of various fatty acids such as laurate, myristate and palmitate. Has little activity toward prostaglandins A1 and E1. Oxidizes arachidonic acid to 20-hydroxyeicosatetraenoic acid (20-HETE).
组织特异性	Kidney and liver.
序列相似性	Belongs to the cytochrome P450 family.
细胞定位	Endoplasmic reticulum membrane. Microsome membrane.

图片



All lanes : Anti-Cytochrome P450 4A/CYP4A11 antibody
[EPR8276] (ab140635) at 1/1000 dilution

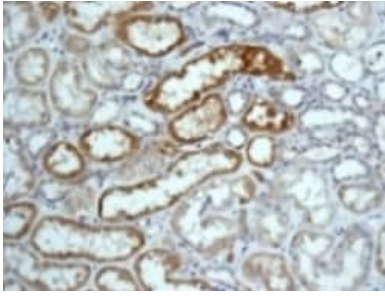
Lane 1 : Mouse liver lysate
Lane 2 : Rat liver lysate
Lane 3 : Human fetal kidney lysate
Lane 4 : Human fetal liver lysate

Lysates/proteins at 10 µg per lane.

Secondary

All lanes : HRP labelled goat anti-rabbit at 1/2000 dilution

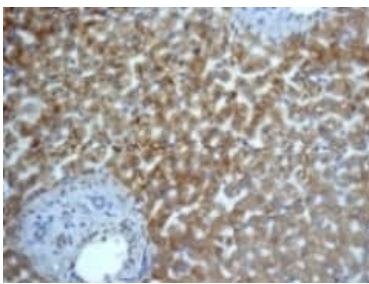
Predicted band size: 59 kDa



Immunohistochemistry (Formalin/PFA-fixed paraffin-embedded sections) - Anti-Cytochrome P450 4A/CYP4A11 antibody [EPR8276] (ab140635)

Immunohistochemical analysis of paraffin-embedded Human kidney tissue labelling Cytochrome P450 4A/CYP4A11 with ab140635 at 1/50 dilution.

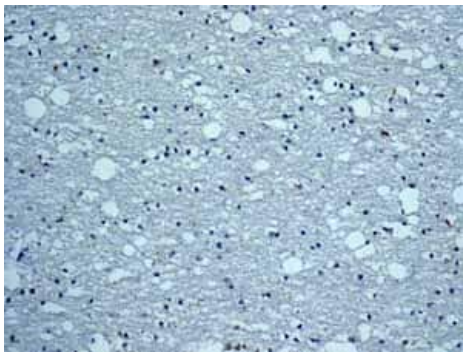
Perform heat mediated antigen retrieval with citrate buffer pH 6 before commencing with IHC staining protocol.



Immunohistochemistry (Formalin/PFA-fixed paraffin-embedded sections) - Anti-Cytochrome P450 4A/CYP4A11 antibody [EPR8276] (ab140635)

Immunohistochemical analysis of paraffin-embedded Human liver tissue labelling Cytochrome P450 4A/CYP4A11 with ab140635 at 1/50 dilution.

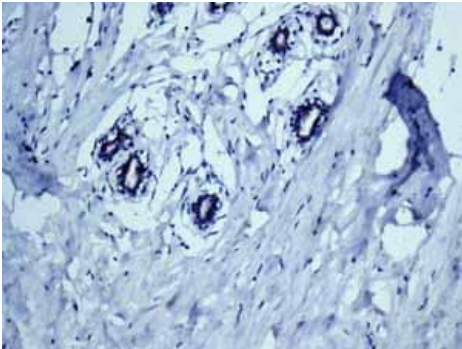
Perform heat mediated antigen retrieval with citrate buffer pH 6 before commencing with IHC staining protocol.



Immunohistochemistry (Formalin/PFA-fixed paraffin-embedded sections) - Anti-Cytochrome P450 4A/CYP4A11 antibody [EPR8276] (ab140635)

Immunohistochemical analysis of paraffin embedded Normal Human Brain tissue using ab140635 showing -ve staining.

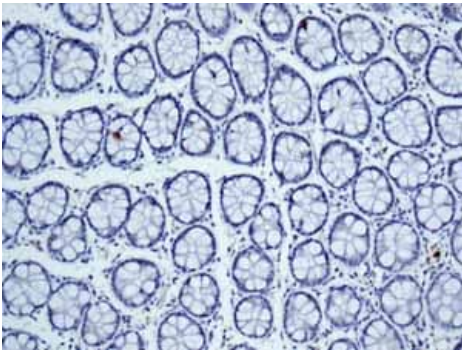
Perform heat mediated antigen retrieval with citrate buffer pH 6 before commencing with IHC staining protocol.



Immunohistochemistry (Formalin/PFA-fixed paraffin-embedded sections) - Anti-Cytochrome P450 4A/CYP4A11 antibody [EPR8276] (ab140635)

Immunohistochemical analysis of paraffin embedded Normal Human Breast tissue using ab140635 showing -ve staining.

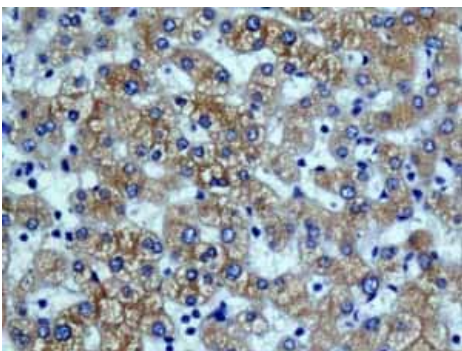
Perform heat mediated antigen retrieval with citrate buffer pH 6 before commencing with IHC staining protocol.



Immunohistochemistry (Formalin/PFA-fixed paraffin-embedded sections) - Anti-Cytochrome P450 4A/CYP4A11 antibody [EPR8276] (ab140635)

Immunohistochemical analysis of paraffin embedded Normal Human Colon tissue using ab140635 showing -ve staining.

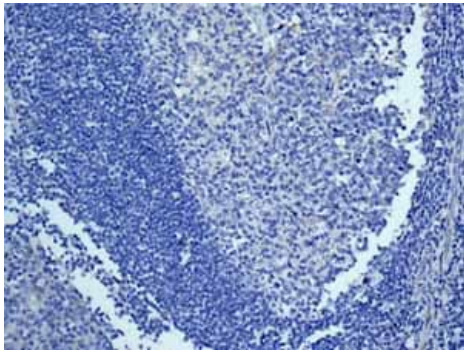
Perform heat mediated antigen retrieval with citrate buffer pH 6 before commencing with IHC staining protocol.



Immunohistochemistry (Formalin/PFA-fixed paraffin-embedded sections) - Anti-Cytochrome P450 4A/CYP4A11 antibody [EPR8276] (ab140635)

Immunohistochemical analysis of paraffin embedded Normal Human Liver tissue using ab140635 showing +ve staining.

Perform heat mediated antigen retrieval with citrate buffer pH 6 before commencing with IHC staining protocol.



Immunohistochemical analysis of paraffin embedded Normal Human Tonsil tissue using ab140635 showing -ve staining.

Perform heat mediated antigen retrieval with citrate buffer pH 6 before commencing with IHC staining protocol.

Immunohistochemistry (Formalin/PFA-fixed paraffin-embedded sections) - Anti-Cytochrome P450 4A/CYP4A11 antibody [EPR8276] (ab140635)

Why choose a recombinant antibody?



Anti-Cytochrome P450 4A/CYP4A11 antibody [EPR8276] (ab140635)

Please note: All products are "FOR RESEARCH USE ONLY. NOT FOR USE IN DIAGNOSTIC PROCEDURES"

Our Abpromise to you: Quality guaranteed and expert technical support

- Replacement or refund for products not performing as stated on the datasheet
- Valid for 12 months from date of delivery
- Response to your inquiry within 24 hours
- We provide support in Chinese, English, French, German, Japanese and Spanish
- Extensive multi-media technical resources to help you
- We investigate all quality concerns to ensure our products perform to the highest standards

If the product does not perform as described on this datasheet, we will offer a refund or replacement. For full details of the Abpromise, please visit <https://www.abcam.cn/abpromise> or contact our technical team.

Terms and conditions

- Guarantee only valid for products bought direct from Abcam or one of our authorized distributors