

### Anti-Cystatin-B antibody [2F1] ab72353

★ ★ ★ ★ ★ [1 Abreviews](#) [1 References](#) [3 图像](#)

#### 概述

产品名称	Anti-Cystatin-B抗体[2F1]
描述	小鼠单克隆抗体[2F1] to Cystatin-B
宿主	Mouse
经测试应用	适用于: WB, ICC/IF
种属反应性	与反应: Human
免疫原	Recombinant full length protein corresponding to Human Cystatin-B.
阳性对照	A549 cell lysate
常规说明	<p>This product was changed from ascites to tissue culture supernatant on 08/05/2019. Please note that the dilutions may need to be adjusted accordingly. If you have any questions, please do not hesitate to contact our scientific support team.</p> <p>The Life Science industry has been in the grips of a reproducibility crisis for a number of years. Abcam is leading the way in addressing this with our range of recombinant monoclonal antibodies and knockout edited cell lines for gold-standard validation. Please check that this product meets your needs before purchasing.</p> <p>If you have any questions, special requirements or concerns, please send us an inquiry and/or contact our Support team ahead of purchase. Recommended alternatives for this product can be found below, along with publications, customer reviews and Q&amp;As</p>

#### 性能

形式	Liquid
存放说明	Shipped at 4°C. Upon delivery aliquot and store at -20°C or -80°C. Avoid repeated freeze / thaw cycles.
存储溶液	<p>pH: 7.40</p> <p>Preservative: 0.1% Sodium azide</p> <p>Constituent: PBS</p>
纯度	Tissue culture supernatant
克隆	单克隆
克隆编号	2F1
同种型	IgG2b

kappa

## The Abpromise guarantee

“应用说明”部分下显示的仅为推荐的起始稀释度;实际最佳的稀释度/浓度应由使用者检定。

应用	Ab评论	说明
WB	★☆☆☆☆ (1)	Use at an assay dependent concentration. Detects a band of approximately 14 kDa (predicted molecular weight: 11 kDa).
ICC/IF		1/100.

## 功能

## 疾病相关

Defects in CSTB are the cause of progressive myoclonic epilepsy type 1 (EPM1) [MIM:254800]. EPM1 is an autosomal recessive disorder characterized by severe, stimulus-sensitive myoclonus and tonic-clonic seizures. The onset, occurring between 6 and 13 years of age, is characterized by convulsions. Myoclonus begins 1 to 5 years later. The twittings occur predominantly in the proximal muscles of the extremities and are bilaterally symmetrical, although asynchronous. At first small, they become late in the clinical course so violent that the victim is thrown to the floor. Mental deterioration and eventually dementia develop.

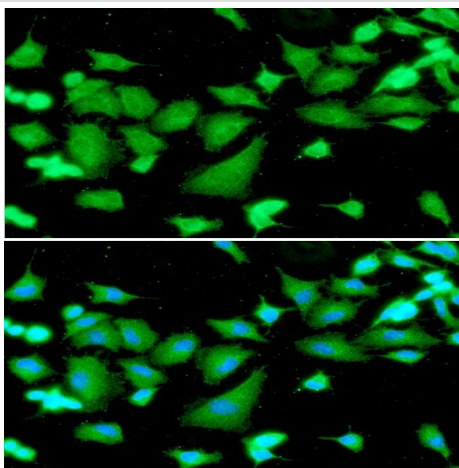
## 序列相似性

Belongs to the cystatin family.

## 细胞定位

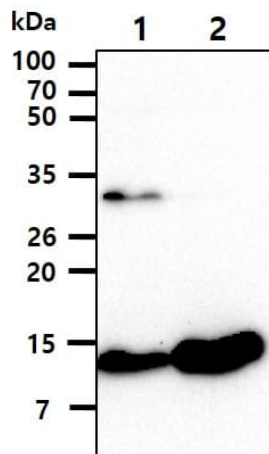
Cytoplasm. Nucleus.

图片



ICC/IF analysis of CSTB in A549 cells. The cell was stained with ab72353(1:100). The secondary antibody (green) was used Alexa Fluor 488. DAPI was stained the cell nucleus (blue).

Immunocytochemistry/ Immunofluorescence - Anti-Cystatin-B antibody [2F1] (ab72353)



Western blot - Anti-Cystatin-B antibody [2F1]  
(ab72353)

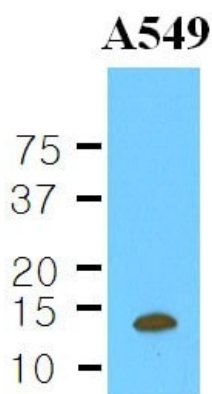
**All lanes :** Anti-Cystatin-B antibody [2F1] (ab72353) at 1/1000 dilution

**Lane 1 :** A549 cell lysate

**Lane 2 :** U87MG cell lysate

Lysates/proteins at 35 µg per lane.

**Predicted band size:** 11 kDa



Western blot - Anti-Cystatin-B antibody [2F1]  
(ab72353)

Anti-Cystatin-B antibody [2F1] (ab72353) at 1/1000 dilution + A549 cells lysate at 35 µg

#### Secondary

goat anti-mouse secondary antibody conjugated to HRP

Developed using the ECL technique.

**Predicted band size:** 11 kDa

**Observed band size:** 14 kDa

This image was generated using the ascites version of the product.

**Please note:** All products are "FOR RESEARCH USE ONLY. NOT FOR USE IN DIAGNOSTIC PROCEDURES"

#### Our Abpromise to you: Quality guaranteed and expert technical support

- Replacement or refund for products not performing as stated on the datasheet
- Valid for 12 months from date of delivery
- Response to your inquiry within 24 hours
- We provide support in Chinese, English, French, German, Japanese and Spanish
- Extensive multi-media technical resources to help you
- We investigate all quality concerns to ensure our products perform to the highest standards

If the product does not perform as described on this datasheet, we will offer a refund or replacement. For full details of the Abpromise, please visit <https://www.abcam.cn/abpromise> or contact our technical team.

## Terms and conditions

---

- Guarantee only valid for products bought direct from Abcam or one of our authorized distributors