




Anti-Cyp26B1 antibody ab113640

3 图像

概述

产品名称	Anti-Cyp26B1抗体
描述	山羊多克隆抗体to Cyp26B1
宿主	Goat
经测试应用	适用于: IHC-P
种属反应性	与反应: Human 预测可用于: Mouse, Rat, Dog 
免疫原	Synthetic peptide corresponding to Human Cyp26B1 aa 400-500 (internal sequence). Database link: P450 26B  Run BLAST with  Run BLAST with
阳性对照	Human spleen and small intestine (submucosal plexus) tissues; Human testis
常规说明	<p>The Life Science industry has been in the grips of a reproducibility crisis for a number of years. Abcam is leading the way in addressing this with our range of recombinant monoclonal antibodies and knockout edited cell lines for gold-standard validation. Please check that this product meets your needs before purchasing.</p> <p>If you have any questions, special requirements or concerns, please send us an inquiry and/or contact our Support team ahead of purchase. Recommended alternatives for this product can be found below, along with publications, customer reviews and Q&As</p>

性能

形式	Liquid
存放说明	Shipped at 4°C. Upon delivery aliquot and store at -20°C. Avoid freeze / thaw cycles.
存储溶液	pH: 7.30 Preservative: 0.02% Sodium azide Constituents: 0.5% BSA, 99% Tris buffered saline
纯度	Immunogen affinity purified
克隆	多克隆
同种型	IgG

应用

The Abpromise guarantee

Abpromise™承诺保证使用ab113640于以下的经测试应用

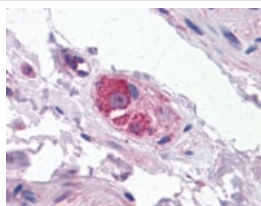
“应用说明”部分 下显示的仅为推荐的起始稀释度;实际最佳的稀释度/浓度应由使用者检定。

应用	Ab评论	说明
IHC-P		Use a concentration of 3.75 µg/ml.

靶标

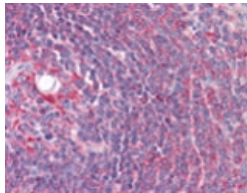
功能	Involved in the metabolism of retinoic acid (RA), rendering this classical morphogen inactive through oxidation. Involved in the specific inactivation of all-trans-retinoic acid (all-trans-RA), with a preference for the following substrates: all-trans-RA > 9-cis-RA > 13-cis-RA. Generates several hydroxylated forms of RA, including 4-OH-RA, 4-oxo-RA, and 18-OH-RA. Essential for postnatal survival. Plays a central role in germ cell development: acts by degrading RA in the developing testis, preventing STRA8 expression, thereby leading to delay of meiosis. Required for the maintenance of the undifferentiated state of male germ cells during embryonic development in Sertoli cells, inducing arrest in G0 phase of the cell cycle and preventing meiotic entry. Plays a role in skeletal development, both at the level of patterning and in the ossification of bone and the establishment of some synovial joints.
组织特异性	Highly expressed in brain, particularly in the cerebellum and pons.
疾病相关	Radiohumeral fusions with other skeletal and craniofacial anomalies
序列相似性	Belongs to the cytochrome P450 family.
细胞定位	Endoplasmic reticulum membrane. Microsome membrane.

图片



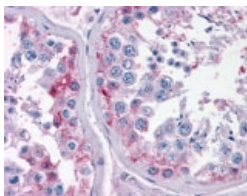
ab113640, at 3.75 µg/ml, staining Cyp26B1 in formalin fixed, paraffin embedded Human small intestine (submucosal plexus) tissue by Immunohistochemistry.

Immunohistochemistry (Formalin/PFA-fixed paraffin-embedded sections) - Anti-Cyp26B1 antibody (ab113640)



ab113640, at 3.75 µg/ml, staining Cyp26B1 in formalin fixed, paraffin embedded Human spleen tissue by Immunohistochemistry.

Immunohistochemistry (Formalin/PFA-fixed paraffin-embedded sections) - Anti-Cyp26B1 antibody (ab113640)



ab113640, at 3.75 µg/ml, staining Cyp26B1 in formalin fixed, paraffin embedded Human testis tissue by Immunohistochemistry.

Immunohistochemistry (Formalin/PFA-fixed paraffin-embedded sections) - Anti-Cyp26B1 antibody (ab113640)

Please note: All products are "FOR RESEARCH USE ONLY. NOT FOR USE IN DIAGNOSTIC PROCEDURES"

Our Abpromise to you: Quality guaranteed and expert technical support

- Replacement or refund for products not performing as stated on the datasheet
- Valid for 12 months from date of delivery
- Response to your inquiry within 24 hours
- We provide support in Chinese, English, French, German, Japanese and Spanish
- Extensive multi-media technical resources to help you
- We investigate all quality concerns to ensure our products perform to the highest standards

If the product does not perform as described on this datasheet, we will offer a refund or replacement. For full details of the Abpromise, please visit <https://www.abcam.cn/abpromise> or contact our technical team.

Terms and conditions

- Guarantee only valid for products bought direct from Abcam or one of our authorized distributors