


Anti-Ctip2 antibody ab70453

[5 References](#) [3 图像](#)

概述

产品名称	Anti-Ctip2抗体
描述	兔多克隆抗体to Ctip2
宿主	Rabbit
经测试应用	适用于: WB, IP, IHC-P
种属反应性	与反应: Human 预测可用于: Rabbit, Guinea pig, Cow, Dog, Pig, Chimpanzee, Rhesus monkey, Gorilla, Orangutan, Xenopus tropicalis 
免疫原	Synthetic peptide corresponding to a region between C terminal residues 850-894 of human Ctip2 (Swiss-Prot Q9C0K0).
阳性对照	WB: Jurkat, MOLT-4 cells; IP: Jurkat; IHC: human prostate carcinoma tissue
常规说明	<p>The Life Science industry has been in the grips of a reproducibility crisis for a number of years. Abcam is leading the way in addressing this with our range of recombinant monoclonal antibodies and knockout edited cell lines for gold-standard validation. Please check that this product meets your needs before purchasing.</p> <p>If you have any questions, special requirements or concerns, please send us an inquiry and/or contact our Support team ahead of purchase. Recommended alternatives for this product can be found below, along with publications, customer reviews and Q&As</p>

性能

形式	Liquid
存放说明	Shipped at 4°C. Upon delivery aliquot and store at -20°C. Avoid freeze / thaw cycles.
存储溶液	pH: 7 Preservative: 0.09% Sodium azide Constituents: 1.815% Tris, 1.764% Sodium citrate, 0.021% PBS
纯度	Immunogen affinity purified
克隆	多克隆
同种型	IgG

应用

The Abpromise guarantee

Abpromise™ 承诺保证使用 ab70453 于以下的经测试应用

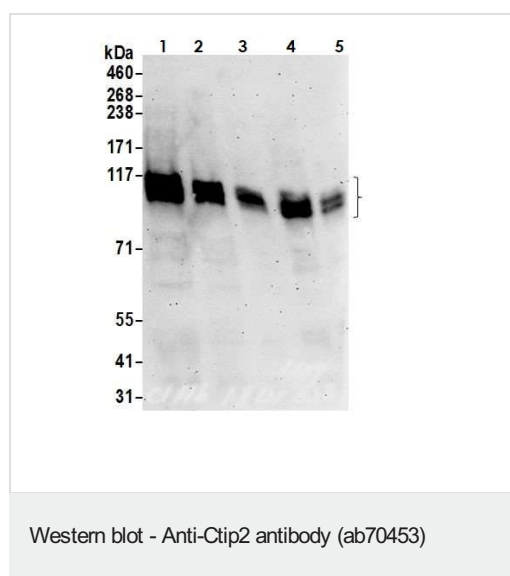
“应用说明”部分 下显示的仅为推荐的起始稀释度;实际最佳的稀释度/浓度应由使用者检定。

应用	Ab评论	说明
WB		1/2000 - 1/10000. Detects a band of approximately 120-130 kDa (predicted molecular weight: 100 kDa).
IP		Use at 2-10 µg/mg of lysate.
IHC-P		1/500 - 1/2000. Perform heat mediated antigen retrieval with citrate buffer pH 6 before commencing with IHC staining protocol.

靶标

功能	Tumor-suppressor protein involved in T-cell lymphomas. May function on the P53-signaling pathway. May be a key regulator of both differentiation and survival during thymocyte development. Repress transcription through direct, TFCOUP2-independent binding to a GC-rich response element.
组织特异性	Highly expressed in brain and in malignant T-cell lines derived from patients with adult T-cell leukemia/lymphoma.
序列相似性	Contains 6 C2H2-type zinc fingers.
细胞定位	Nucleus.

图片



All lanes : Anti-Ctip2 antibody (ab70453) at 0.1 µg/ml

Lane 1 : Jurkat whole cell lysate at 50 µg

Lane 2 : Jurkat whole cell lysate at 15 µg

Lane 3 : Jurkat whole cell lysate at 5 µg

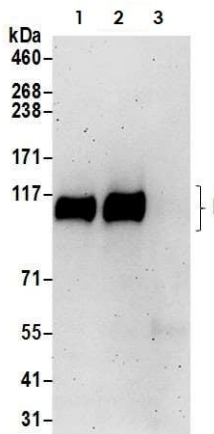
Lane 4 : MOLT-4 whole cell lysate at 50 µg

Lane 5 : MOLT-4 whole cell lysate at 15 µg

Predicted band size: 100 kDa

Exposure time: 3 minutes

Prepared using NETN lysis



Immunoprecipitation - Anti-Ctip2 antibody (ab70453)

Ctip2 was immunoprecipitated from Jurkat whole cell lysate (1 mg per IP reaction, 20% loaded) with ab70453 at 6 µg per reaction.

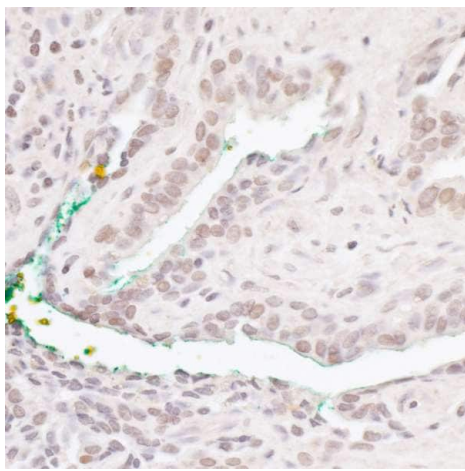
Western blot was performed on the immunoprecipitate using ab70453 at 1 µg/mL.

Lane 1: rabbit anti-Bcl11b antibody IP in Jurkat whole cell lysate.

Lane 2: ab70453 IP in Jurkat whole cell lysate.

Lane 3: Control IgG in Jurkat whole cell lysate.

Detection: Chemiluminescence with an exposure time of 3 minutes



Immunohistochemistry (Formalin/PFA-fixed paraffin-embedded sections) - Anti-Ctip2 antibody (ab70453)

Immunohistochemistry (Formalin/PFA-fixed paraffin-embedded sections) analysis of human prostate carcinoma tissue labelling Ctip2 with ab70453 at 1/1000 dilution.

Please note: All products are "FOR RESEARCH USE ONLY. NOT FOR USE IN DIAGNOSTIC PROCEDURES"

Our Abpromise to you: Quality guaranteed and expert technical support

- Replacement or refund for products not performing as stated on the datasheet
- Valid for 12 months from date of delivery
- Response to your inquiry within 24 hours
- We provide support in Chinese, English, French, German, Japanese and Spanish
- Extensive multi-media technical resources to help you
- We investigate all quality concerns to ensure our products perform to the highest standards

If the product does not perform as described on this datasheet, we will offer a refund or replacement. For full details of the Abpromise, please visit <https://www.abcam.cn/abpromise> or contact our technical team.

Terms and conditions

- Guarantee only valid for products bought direct from Abcam or one of our authorized distributors