


### Anti-CSNK2A1 antibody ab10466

★★★★★ [5 Abreviews](#) [11 References](#) [4 图像](#)

#### 概述

产品名称	Anti-CSNK2A1抗体
描述	兔多克隆抗体to CSNK2A1
宿主	Rabbit
特异性	Reacts with alpha subunit.
经测试应用	<b>适用于:</b> WB
种属反应性	<b>与反应:</b> Human <b>预测可用于:</b> Mouse, Rat, Rabbit, Horse, Chicken, Guinea pig, Cow, Dog, Turkey, Pig, Xenopus laevis, Chimpanzee, Rhesus monkey, Gorilla, Orangutan, Xenopus tropicalis 
免疫原	Synthetic peptide corresponding to Human CSNK2A1 aa 1-100. Database link: <a href="#">1457</a>
常规说明	<p>The Life Science industry has been in the grips of a reproducibility crisis for a number of years. Abcam is leading the way in addressing this with our range of recombinant monoclonal antibodies and knockout edited cell lines for gold-standard validation. Please check that this product meets your needs before purchasing.</p> <p>If you have any questions, special requirements or concerns, please send us an inquiry and/or contact our Support team ahead of purchase. Recommended alternatives for this product can be found below, along with publications, customer reviews and Q&amp;As</p>

#### 性能

形式	Liquid
存放说明	Shipped at 4°C. Upon delivery aliquot and store at -20°C. Avoid freeze / thaw cycles.
存储溶液	pH: 7 Preservative: 0.1% Sodium azide Constituents: 0.021% PBS, 1.764% Sodium citrate, 1.815% Tris
纯度	Immunogen affinity purified
纯化说明	Antibodies were affinity purified using the peptide immobilized on solid support.
克隆	多克隆
同种型	IgG

应用

**The Abpromise guarantee**      **Abpromise™**承诺保证使用ab10466于以下的经测试应用

“应用说明”部分 下显示的仅为推荐的起始稀释度;实际最佳的稀释度/浓度应由使用者检定。

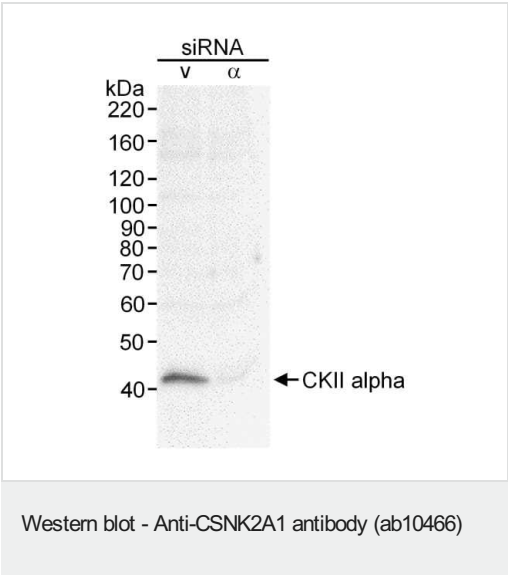
应用	Ab评论	说明
WB	★★★★★ (3)	1/1000 - 1/5000. Detects a band of approximately 42 kDa (predicted molecular weight: 45 kDa).

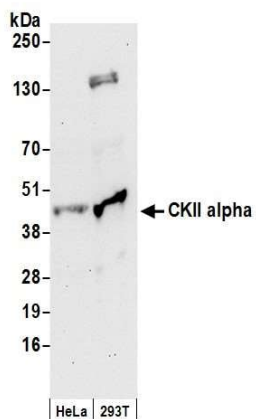
靶标

**功能**      Casein kinases are operationally defined by their preferential utilization of acidic proteins such as caseins as substrates. The alpha and alpha' chains contain the catalytic site. Participates in Wnt signaling. CK2 phosphorylates 'Ser-392' of p53/TP53 following UV irradiation.

**序列相似性**      Belongs to the protein kinase superfamily. Ser/Thr protein kinase family. CK2 subfamily. Contains 1 protein kinase domain.

图片





Western blot - Anti-CSNK2A1 antibody (ab10466)



Western blot - Anti-CSNK2A1 antibody (ab10466)

**All lanes :** Anti-CSNK2A1 antibody (ab10466) at 1/2500 dilution

**Lane 1 :** Y79 (Human retinoblastoma cell line) Whole Cell Lysate

**Lane 2 :** Jurkat (Human T cell lymphoblast-like cell line) Whole Cell Lysate

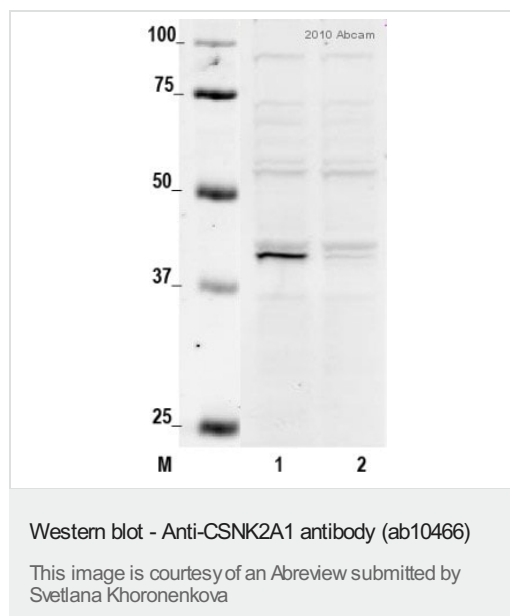
**Lane 3 :** HepG2 (Human hepatocellular liver carcinoma cell line) Whole Cell Lysate

Lysates/proteins at 10 µg per lane.

### Secondary

**All lanes :** Goat polyclonal to Rabbit IgG - H&L - Pre-Adsorbed (HRP) at 1/3000 dilution

**Predicted band size:** 45 kDa



**All lanes :** Anti-CSNK2A1 antibody (ab10466) at 1/5000 dilution  
(LI-COR Blocker (1:1) in PBS + 0.1% Tween for 3 hours)

**Lane 1 :** Whole cell lysate of HeLa cells

**Lane 2 :** siRNA to CK2 alpha in HeLa cell lysate

Lysates/proteins at 30 µg per lane.

#### Secondary

**All lanes :** An Alexa Fluor®680-conjugated Goat anti-rabbit polyclonal at 1/10000 dilution

**Predicted band size:** 45 kDa

**Observed band size:** 42 kDa

**Blocking Step:** 50% LI-COR® Odyssey® Blocking Buffer for 45 minutes at room temperature.

All non-specific bands were very weak.

**Please note:** All products are "FOR RESEARCH USE ONLY. NOT FOR USE IN DIAGNOSTIC PROCEDURES"

#### Our Abpromise to you: Quality guaranteed and expert technical support

- Replacement or refund for products not performing as stated on the datasheet
- Valid for 12 months from date of delivery
- Response to your inquiry within 24 hours
- We provide support in Chinese, English, French, German, Japanese and Spanish
- Extensive multi-media technical resources to help you
- We investigate all quality concerns to ensure our products perform to the highest standards

If the product does not perform as described on this datasheet, we will offer a refund or replacement. For full details of the Abpromise, please visit <https://www.abcam.cn/abpromise> or contact our technical team.

#### Terms and conditions

- Guarantee only valid for products bought direct from Abcam or one of our authorized distributors