


Anti-CSN1 antibody ab10413

5 References **2 图像**

概述

产品名称	Anti-CSN1抗体
描述	兔多克隆抗体to CSN1
宿主	Rabbit
经测试应用	适用于: WB, IHC-P
种属反应性	与反应: Human 预测可用于: Mouse, Rat, Horse, Chicken, Guinea pig, Cow, Dog, Turkey, Chimpanzee, Rhesus monkey, Gorilla, Orangutan 
免疫原	Synthetic peptide corresponding to Human CSN1 aa 400 to the C-terminus (C terminal). Database link: 2873
阳性对照	Whole cell lysate from mock transfected or CSN1 transfected HEK293T cells.
常规说明	<p>The Life Science industry has been in the grips of a reproducibility crisis for a number of years. Abcam is leading the way in addressing this with our range of recombinant monoclonal antibodies and knockout edited cell lines for gold-standard validation. Please check that this product meets your needs before purchasing.</p> <p>If you have any questions, special requirements or concerns, please send us an inquiry and/or contact our Support team ahead of purchase. Recommended alternatives for this product can be found below, along with publications, customer reviews and Q&As</p>

性能

形式	Liquid
存放说明	Shipped at 4°C. Upon delivery aliquot and store at -20°C. Avoid freeze / thaw cycles.
存储溶液	pH: 7 Preservative: 0.1% Sodium azide Constituents: 0.021% PBS, 1.764% Sodium citrate, 1.815% Tris
纯度	Immunogen affinity purified
纯化说明	Antibodies were affinity purified using the peptide immobilized on solid support.
克隆	多克隆
同种型	IgG

应用

The Abpromise guarantee **Abpromise™**承诺保证使用ab10413于以下的经测试应用

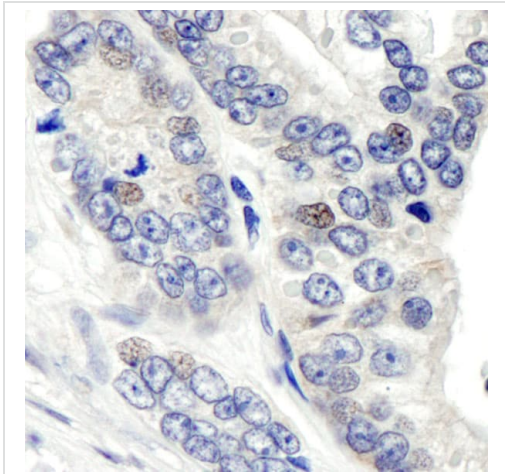
“应用说明”部分 下显示的仅为推荐的起始稀释度;实际最佳的稀释度/浓度应由使用者检定。

应用	Ab评论	说明
WB		1/1000 - 1/10000. Detects a band of approximately 60 kDa.
IHC-P		1/500 - 1/2000. Perform heat mediated antigen retrieval with citrate buffer pH 6 before commencing with IHC staining protocol.

靶标

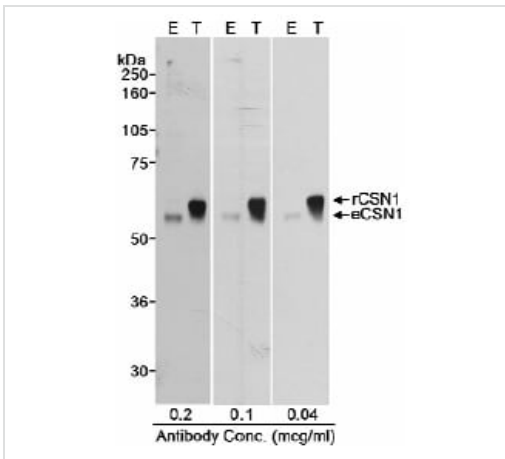
功能	Essential component of the COP9 signalosome complex (CSN), a complex involved in various cellular and developmental processes. The CSN complex is an essential regulator of the ubiquitin (Ubl) conjugation pathway by mediating the deneddylation of the cullin subunits of SCF-type E3 ligase complexes, leading to decrease the Ubl ligase activity of SCF-type complexes such as SCF, CSA or DDB2. The complex is also involved in phosphorylation of p53/TP53, c-jun/JUN, I kappa B alpha/NFKBIA, ITPK1 and IRF8/ICSBP, possibly via its association with CK2 and PKD kinases. CSN-dependent phosphorylation of TP53 and JUN promotes and protects degradation by the Ubl system, respectively. Suppresses G-protein- and mitogen-activated protein kinase-mediated signal transduction.
组织特异性	Widely expressed.
序列相似性	Belongs to the CSN1 family. Contains 1 PCI domain.
结构域	The PCI domain is necessary and sufficient for the interactions with other CSN subunits of the complex. Mediates the interaction with CAPN8. The N-terminal part (1-216), which is not required for deneddylating activity and CSN complex formation, is nevertheless essential for other aspects of CSN complex function, such as repression of c-fos/FOS expression.
翻译后修饰	Phosphorylated upon DNA damage, probably by ATM or ATR.
细胞定位	Cytoplasm. Nucleus.

图片



Immunohistochemistry (Formalin/PFA-fixed paraffin-embedded sections) analysis of human prostate carcinoma tissue labelling CSN1 with ab10413 at 1/1000 (1µg/ml). Detection: DAB.

Immunohistochemistry (Formalin/PFA-fixed paraffin-embedded sections) - Anti-CSN1 antibody (ab10413)



Detection of Human CSN1 by Western Blot. Samples: Whole cell lysate (50 mcg – E; 10 mcg – T) from mock transfected (E) or CSN1 transfected (T) HEK293T cells.

Western blot - Anti-CSN1 antibody (ab10413)

Please note: All products are "FOR RESEARCH USE ONLY. NOT FOR USE IN DIAGNOSTIC PROCEDURES"

Our Abpromise to you: Quality guaranteed and expert technical support

- Replacement or refund for products not performing as stated on the datasheet

- Valid for 12 months from date of delivery
- Response to your inquiry within 24 hours
- We provide support in Chinese, English, French, German, Japanese and Spanish
- Extensive multi-media technical resources to help you
- We investigate all quality concerns to ensure our products perform to the highest standards

If the product does not perform as described on this datasheet, we will offer a refund or replacement. For full details of the Abpromise, please visit <https://www.abcam.cn/abpromise> or contact our technical team.

Terms and conditions

- Guarantee only valid for products bought direct from Abcam or one of our authorized distributors