

# Anti-COX2 / Cyclooxygenase 2 antibody ab88522

★★★★★ [1 Abreviews](#) [1 References](#) [3 图像](#)

### 概述

---

产品名称	Anti-COX2 / Cyclooxygenase 2抗体
描述	小鼠多克隆抗体to COX2 / Cyclooxygenase 2
宿主	Mouse
经测试应用	适用于: WB, ICC/IF
种属反应性	与反应: Human
免疫原	Recombinant full length protein within Human COX2/ Cyclooxygenase 2. The exact immunogen sequence used to generate this antibody is proprietary information. If additional detail on the immunogen is needed to determine the suitability of the antibody for your needs, please <b>contact</b> our Scientific Support team to discuss your requirements.
阳性对照	Jurkat cell lysate and COX2/Cyclooxygenase 2 transfected 293T cell lysate, HeLa cells
常规说明	<p>The Life Science industry has been in the grips of a reproducibility crisis for a number of years. Abcam is leading the way in addressing this with our range of recombinant monoclonal antibodies and knockout edited cell lines for gold-standard validation. Please check that this product meets your needs before purchasing.</p> <p>If you have any questions, special requirements or concerns, please send us an inquiry and/or contact our Support team ahead of purchase. Recommended alternatives for this product can be found below, along with publications, customer reviews and Q&amp;As</p>

### 性能

---

形式	Liquid
存放说明	Shipped at 4°C. Upon delivery aliquot and store at -20°C or -80°C. Avoid repeated freeze / thaw cycles.
存储溶液	pH: 7.40 Constituent: 100% PBS
纯度	Protein A purified
克隆	多克隆
同种型	IgG

### 应用

---

## The Abpromise guarantee

**Abpromise™** 承诺保证使用 ab88522 于以下的经测试应用

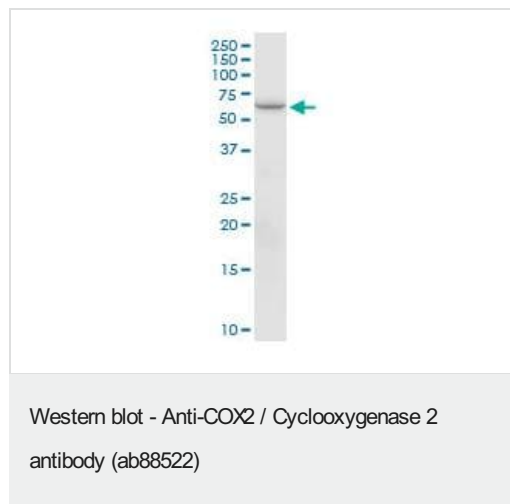
“应用说明”部分下显示的仅为推荐的起始稀释度；实际最佳的稀释度/浓度应由使用者检定。

应用	Ab评论	说明
WB	★★★★★ (1)	Use a concentration of 1 µg/ml. Predicted molecular weight: 69 kDa.
ICC/IF		Use a concentration of 10 µg/ml.

## 靶标


<b>功能</b>	Mediates the formation of prostaglandins from arachidonate. May have a role as a major mediator of inflammation and/or a role for prostanoid signaling in activity-dependent plasticity.
<b>通路</b>	Lipid metabolism; prostaglandin biosynthesis.
<b>序列相似性</b>	Belongs to the prostaglandin G/H synthase family. Contains 1 EGF-like domain.
<b>翻译后修饰</b>	S-nitrosylation by NOS2 (iNOS) activates enzyme activity. S-nitrosylation may take place on different Cys residues in addition to Cys-561.
<b>细胞定位</b>	Microsome membrane. Endoplasmic reticulum membrane.

## 图片



Anti-COX2 / Cyclooxygenase 2 antibody (ab88522) at 1 µg/ml + Jurkat cell lysate at 50 µg

**Predicted band size:** 69 kDa



Western blot - Anti-COX2 / Cyclooxygenase 2 antibody (ab88522)

**All lanes :** Anti-COX2 / Cyclooxygenase 2 antibody (ab88522) at 1 µg/ml

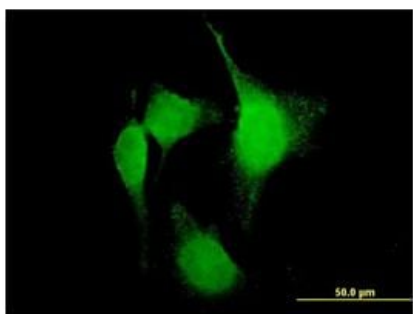
**Lane 1 :** COX2 / Cyclooxygenase 2 transfected 293T cell lysate

**Lane 2 :** Non transfected 293T cell lysate

Lysates/proteins at 25 µg per lane.

**Predicted band size:** 69 kDa

**Observed band size:** 66 kDa



Immunocytochemistry/ Immunofluorescence - Anti-COX2 / Cyclooxygenase 2 antibody (ab88522)

ab88522 at 10 µg/ml staining COX2 / Cyclooxygenase 2 in paraformaldehyde fixed, permeabilised HeLa cells, by immunofluorescence.

**Please note:** All products are "FOR RESEARCH USE ONLY. NOT FOR USE IN DIAGNOSTIC PROCEDURES"

### Our Abpromise to you: Quality guaranteed and expert technical support

- Replacement or refund for products not performing as stated on the datasheet
- Valid for 12 months from date of delivery
- Response to your inquiry within 24 hours
- We provide support in Chinese, English, French, German, Japanese and Spanish
- Extensive multi-media technical resources to help you
- We investigate all quality concerns to ensure our products perform to the highest standards

If the product does not perform as described on this datasheet, we will offer a refund or replacement. For full details of the Abpromise, please visit <https://www.abcam.cn/abpromise> or contact our technical team.

### Terms and conditions

- Guarantee only valid for products bought direct from Abcam or one of our authorized distributors