

Anti-COUP TF1 antibody ab96846

[2 References](#) [3 图像](#)

概述

产品名称	Anti-COUP TF1抗体
描述	兔多克隆抗体to COUP TF1
宿主	Rabbit
经测试应用	适用于: IHC-P, WB, ICC/IF
种属反应性	与反应: Human 预测可用于: Mouse, Rat, Cow 
免疫原	Synthetic peptide, corresponding to a sequence within amino acids 1-14 of Human COUP TF1 (NP_005645).
阳性对照	COUP TF1 transfected 293T lysate, HeLa cells and CA922 tissue.
常规说明	<p>The Life Science industry has been in the grips of a reproducibility crisis for a number of years. Abcam is leading the way in addressing this with our range of recombinant monoclonal antibodies and knockout edited cell lines for gold-standard validation. Please check that this product meets your needs before purchasing.</p> <p>If you have any questions, special requirements or concerns, please send us an inquiry and/or contact our Support team ahead of purchase. Recommended alternatives for this product can be found below, along with publications, customer reviews and Q&As</p>

性能

形式	Liquid
存放说明	Shipped at 4°C. Upon delivery aliquot. Store at -20°C or -80°C. Avoid freeze / thaw cycle.
存储溶液	pH: 7.00 Preservative: 0.01% Thimerosal (merthiolate) Constituents: 89.99% PBS, 10% Glycerol (glycerin, glycerine)
纯度	Immunogen affinity purified
克隆	多克隆
同种型	IgG

应用

The Abpromise guarantee

Abpromise™ 承诺保证使用 ab96846 于以下的经测试应用

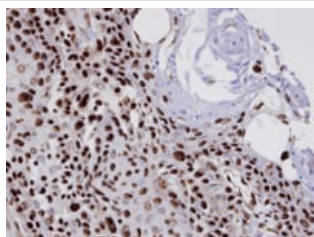
“应用说明”部分 下显示的仅为推荐的起始稀释度;实际最佳的稀释度/浓度应由使用者检定。

应用	Ab评论	说明
IHC-P		1/100 - 1/1000.
WB		1/500 - 1/3000. Predicted molecular weight: 46 kDa.
ICC/IF		1/100 - 1/200.

靶标


功能	Coup (chicken ovalbumin upstream promoter) transcription factor binds to the ovalbumin promoter and, in conjunction with another protein (S300-II) stimulates initiation of transcription. Binds to both direct repeats and palindromes of the 5'-AGGTCA-3' motif. Represses transcriptional activity of LHCG.
序列相似性	Belongs to the nuclear hormone receptor family. NR2 subfamily. Contains 1 nuclear receptor DNA-binding domain.
细胞定位	Nucleus.

图片



Immunohistochemistry (Formalin/PFA-fixed paraffin-embedded sections) - Anti-COUP TF1 antibody (ab96846)

ab96846 at 1/100 dilution staining COUP TF1 in CA922 by Immunohistochemistry, Paraffin-embedded tissue.



Western blot - Anti-COUP TF1 antibody (ab96846)

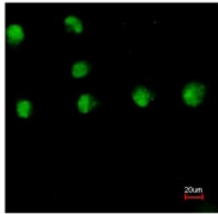
All lanes : Anti-COUP TF1 antibody (ab96846) at 1/500 dilution

Lane 1 : Non-transfected 293T lysate

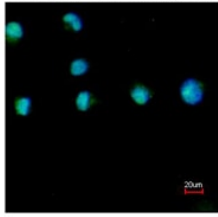
Lane 2 : COUP TF1 transfected 293T lysate

Predicted band size: 46 kDa

12% SDS-PAGE.



Merged with DNA probe



ab96846 at 1/200 dilution staining COUP TF in HeLa cells by Immunofluorescence, Paraformaldehyde fixed. Lower image is merged with DNA probe.

Immunocytochemistry/ Immunofluorescence - Anti-COUP TF1 antibody (ab96846)

Please note: All products are "FOR RESEARCH USE ONLY. NOT FOR USE IN DIAGNOSTIC PROCEDURES"

Our Abpromise to you: Quality guaranteed and expert technical support

- Replacement or refund for products not performing as stated on the datasheet
- Valid for 12 months from date of delivery
- Response to your inquiry within 24 hours
- We provide support in Chinese, English, French, German, Japanese and Spanish
- Extensive multi-media technical resources to help you
- We investigate all quality concerns to ensure our products perform to the highest standards

If the product does not perform as described on this datasheet, we will offer a refund or replacement. For full details of the Abpromise, please visit <https://www.abcam.cn/abpromise> or contact our technical team.

Terms and conditions

- Guarantee only valid for products bought direct from Abcam or one of our authorized distributors