

Anti-Coronin 1a/TACO antibody ab72212

3 References **3 图像**

概述

产品名称	Anti-Coronin 1a/TACO抗体
描述	兔多克隆抗体to Coronin 1a/TACO
宿主	Rabbit
经测试应用	适用于: WB, IP, IHC-P
种属反应性	与反应: Human 预测可用于: Horse, Cow, Dog, Pig, Chimpanzee, Rhesus monkey, Gorilla, Orangutan, Bat, Elephant 
免疫原	Synthetic peptide corresponding to Human Coronin 1a/TACO.
阳性对照	Jurkat whole cell lysate (ab7899)
常规说明	<p>The Life Science industry has been in the grips of a reproducibility crisis for a number of years. Abcam is leading the way in addressing this with our range of recombinant monoclonal antibodies and knockout edited cell lines for gold-standard validation. Please check that this product meets your needs before purchasing.</p> <p>If you have any questions, special requirements or concerns, please send us an inquiry and/or contact our Support team ahead of purchase. Recommended alternatives for this product can be found below, along with publications, customer reviews and Q&As</p>

性能

形式	Liquid
存放说明	Shipped at 4°C. Upon delivery aliquot and store at -20°C. Avoid freeze / thaw cycles.
存储溶液	<p>pH: 6.8</p> <p>Preservative: 0.09% Sodium azide</p> <p>Constituents: 0.1% BSA, Tris buffered saline</p>
纯度	Immunogen affinity purified
克隆	多克隆
同种型	IgG

应用

The Abpromise guarantee **Abpromise™**承诺保证使用ab72212于以下的经测试应用

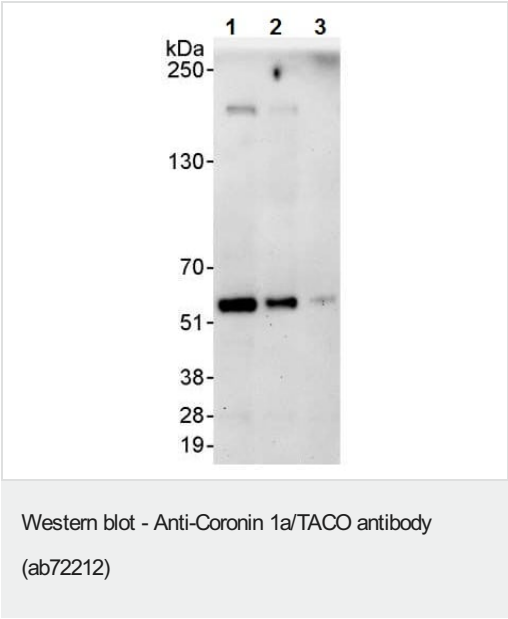
“应用说明”部分 下显示的仅为推荐的起始稀释度;实际最佳的稀释度/浓度应由使用者检定。

应用	Ab评论	说明
WB		1/2000 - 1/10000. Detects a band of approximately 55 kDa (predicted molecular weight: 51 kDa).
IP		Use at 2-5 µg/mg of lysate.
IHC-P		1/200 - 1/1000. Perform heat mediated antigen retrieval with citrate buffer pH 6 before commencing with IHC staining protocol.

靶标

功能	May be a crucial component of the cytoskeleton of highly motile cells, functioning both in the invagination of large pieces of plasma membrane, as well as in forming protrusions of the plasma membrane involved in cell locomotion. In mycobacteria-infected cells, its retention on the phagosomal membrane prevents fusion between phagosomes and lysosomes.
组织特异性	Expressed in brain, thymus, spleen, bone marrow and lymph node. Low in lung and gut.
序列相似性	Belongs to the WD repeat coronin family. Contains 7 WD repeats.
细胞定位	Cytoplasm > cytoskeleton. Cytoplasm > cell cortex. Cytoplasmic vesicle > phagosome membrane. In non-infected macrophages, associated with the cortical microtubule network. In mycobacteria-infected macrophages, becomes progressively relocalized and retained around the mycobacterial phagosomes. Retention on the phagosomal membrane is strictly dependent on mycobacterial viability and not due to impaired acidification.

图片



All lanes : Anti-Coronin 1a/TACO antibody (ab72212) at 0.04 µg/ml

Lane 1 : Jurkat whole cell lysate at 50 µg

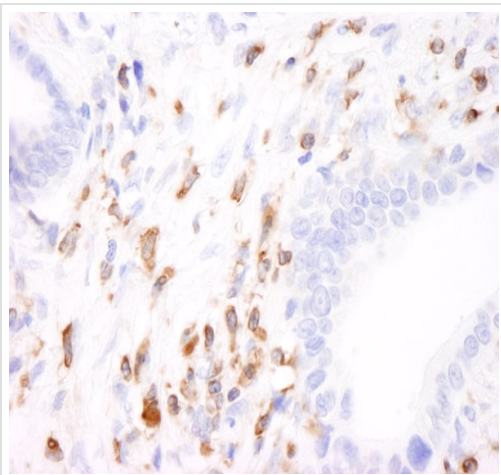
Lane 2 : Jurkat whole cell lysate at 15 µg

Lane 3 : Jurkat whole cell lysate at 5 µg

Developed using the ECL technique.

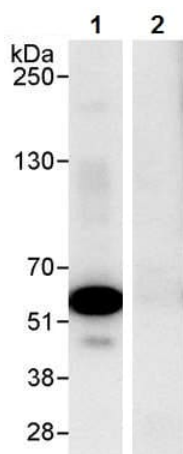
Predicted band size: 51 kDa

Exposure time: 3 minutes



Immunohistochemistry (Formalin/PFA-fixed paraffin-embedded sections) - Anti-Coronin 1a/TACO antibody (ab72212)

Immunohistochemistry (Formalin/PFA-fixed paraffin-embedded sections) analysis of human stomach carcinoma tissue labelling Coronin 1a/TACO with ab72212 at 1/1000 (0.2µg/ml). Detection: DAB.



Immunoprecipitation - Anti-Coronin 1a/TACO antibody (ab72212)

Immunoprecipitation analysis of Jurkat whole cell lysate (1 mg for IP, 20% of IP loaded). ab72212 used for IP at 3 µg/mg lysate and for WB at 1 µg/ml. Lane 1 - ab72212 IP. Lane 2 - control IgG.

Please note: All products are "FOR RESEARCH USE ONLY. NOT FOR USE IN DIAGNOSTIC PROCEDURES"

Our Abpromise to you: Quality guaranteed and expert technical support

- Replacement or refund for products not performing as stated on the datasheet
- Valid for 12 months from date of delivery
- Response to your inquiry within 24 hours
- We provide support in Chinese, English, French, German, Japanese and Spanish
- Extensive multi-media technical resources to help you
- We investigate all quality concerns to ensure our products perform to the highest standards

If the product does not perform as described on this datasheet, we will offer a refund or replacement. For full details of the Abpromise,

please visit <https://www.abcam.cn/abpromise> or contact our technical team.

Terms and conditions

- Guarantee only valid for products bought direct from Abcam or one of our authorized distributors