


# Anti-CoREST3 / RCOR3 antibody ab76921

★★★★★ [1 Abreviews](#) [3 References](#) [4 图像](#)

### 概述

---

产品名称	Anti-CoREST3 / RCOR3抗体
描述	兔多克隆抗体to CoREST3 / RCOR3
宿主	Rabbit
经测试应用	适用于: WB, IP, IHC-P, ICC
种属反应性	与反应: Mouse, Human 预测可用于: Horse, Guinea pig, Cow, Dog, Chimpanzee, Rhesus monkey, Gorilla, Orangutan, Elephant 
免疫原	Synthetic peptide corresponding to Human CoREST3/ RCOR3. Synthetic peptide corresponding to a region between residue 445 and 495 of human CoREST3/ RCOR3 (NP_060724.1), (and between residues 503-553 NP_001129695.1.). Database link: <a href="#">Q9P2K3</a>
常规说明	<p>The Life Science industry has been in the grips of a reproducibility crisis for a number of years. Abcam is leading the way in addressing this with our range of recombinant monoclonal antibodies and knockout edited cell lines for gold-standard validation. Please check that this product meets your needs before purchasing.</p> <p>If you have any questions, special requirements or concerns, please send us an inquiry and/or contact our Support team ahead of purchase. Recommended alternatives for this product can be found below, along with publications, customer reviews and Q&amp;As</p>

### 性能

---

形式	Liquid
存放说明	Shipped at 4°C. Upon delivery aliquot and store at -20°C. Avoid freeze / thaw cycles.
存储溶液	pH: 6.8 Preservative: 0.09% Sodium azide Constituents: 0.1% BSA, Tris buffered saline
纯度	Immunogen affinity purified
克隆	多克隆
同种型	IgG

## 应用

**The Abpromise guarantee**      **Abpromise™**承诺保证使用ab76921于以下的经测试应用

“应用说明”部分 下显示的仅为推荐的起始稀释度;实际最佳的稀释度/浓度应由使用者检定。

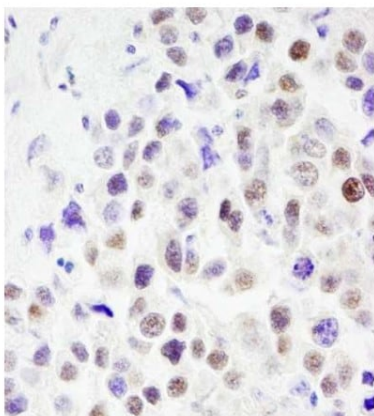
应用	Ab评论	说明
WB		1/2000 - 1/10000. Predicted molecular weight: 66 kDa.
IP		Use at 2-5 µg/mg of lysate.
IHC-P		1/200.
ICC		1/50 - 1/250.

## 靶标

**相关性**      The CoREST3 gene encodes a functional corepressor required for regulation of neural specific gene expression. REST (RE1 silencing transcription factor 1) can mediate extraneuronal restriction by imposing either active repression via histone deacetylase recruitment or long term gene silencing using a distinct functional complex. Silencing of neuronal specific genes requires the recruitment of an associated corepressor, CoREST, that serves as a functional molecular beacon for the recruitment of molecular machinery that imposes silencing across a chromosomal interval, including transcriptional units that do not themselves contain REST response elements.

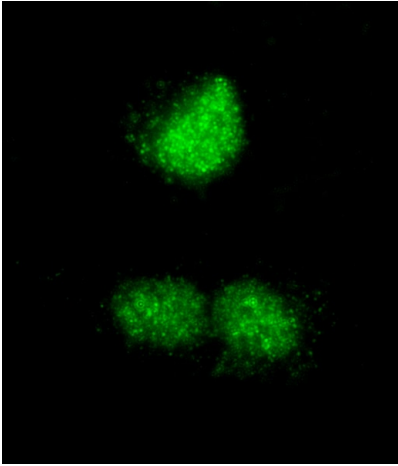
**细胞定位**      Nuclear

## 图片



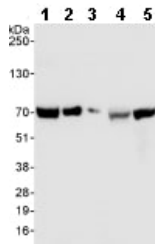
Immunohistochemistry (Formalin/PFA-fixed paraffin-embedded sections) analysis of human testicular seminoma tissue labelling CoREST3 / RCOR3 with ab76921 at 1/200 dilution.

Immunohistochemistry (Formalin/PFA-fixed paraffin-embedded sections) - Anti-CoREST3 / RCOR3 antibody (ab76921)



Immunocytochemistry - Anti-CoREST3 / RCOR3 antibody (ab76921)

Immunocytochemistry/Immunofluorescence analysis of NBF-fixed HeLa cells labelling CoREST3 / RCOR3 with ab76921 at 1/80 (2.5µg/ml). A DyLight® 488-conjugated goat anti-rabbit IgG (H+L) (1/100) was used as the secondary antibody.



Western blot - Anti-CoREST3 / RCOR3 antibody (ab76921)

**All lanes :** Anti-CoREST3 / RCOR3 antibody (ab76921) at 0.04 µg/ml

**Lane 1 :** HeLa whole cell lysate at 50 µg

**Lane 2 :** HeLa whole cell lysate at 15 µg

**Lane 3 :** HeLa whole cell lysate at 5 µg

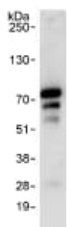
**Lane 4 :** 293T whole cell lysate at 50 µg

**Lane 5 :** NIH3T3 whole cell lysate at 50 µg

**Predicted band size:** 66 kDa

**Observed band size:** 70 kDa

**Exposure time:** 1 second



Immunoprecipitation - Anti-CoREST3 / RCOR3 antibody (ab76921)

Detection of CoREST3 / RCOR3 by Western Blot of Immunoprecipitate.

ab76921 at 1µg/ml staining CoREST3 / RCOR3 in HeLa whole cell lysate immunoprecipitated using ab76921 at 3µg/mg lysate (1 mg/IP; 20% of IP loaded/lane).

Detection: Chemiluminescence with exposure time of 10 seconds.

**Please note:** All products are "FOR RESEARCH USE ONLY. NOT FOR USE IN DIAGNOSTIC PROCEDURES"

## **Our Abpromise to you: Quality guaranteed and expert technical support**

---

- Replacement or refund for products not performing as stated on the datasheet
- Valid for 12 months from date of delivery
- Response to your inquiry within 24 hours
  
- We provide support in Chinese, English, French, German, Japanese and Spanish
- Extensive multi-media technical resources to help you
- We investigate all quality concerns to ensure our products perform to the highest standards

If the product does not perform as described on this datasheet, we will offer a refund or replacement. For full details of the Abpromise, please visit <https://www.abcam.cn/abpromise> or contact our technical team.

## **Terms and conditions**

---

- Guarantee only valid for products bought direct from Abcam or one of our authorized distributors