


# Anti-Cofilin antibody [EP6376] ab134963

RabMAb

## 4 References 2 图像

### 概述

产品名称	Anti-Cofilin抗体[EP6376]
描述	兔单克隆抗体[EP6376] to Cofilin
宿主	Rabbit
经测试应用	<b>适用于:</b> WB, IHC-P <b>不适用于:</b> Flow Cyt, ICC/IF or IP
种属反应性	<b>与反应:</b> Human <b>预测可用于:</b> Mouse, Rat 
免疫原	Synthetic peptide. This information is proprietary to Abcam and/or its suppliers.
阳性对照	WB: HeLa, MCF7, and Caco-2 cell lysates. IHC-P: Human colon tissue.
常规说明	<p>Our RabMAb<sup>®</sup> technology is a patented hybridoma-based technology for making rabbit monoclonal antibodies. For details on our patents, please refer to <a href="#">RabMAb<sup>®</sup> patents</a>.</p> <p>The Life Science industry has been in the grips of a reproducibility crisis for a number of years. Abcam is leading the way in addressing this with our range of recombinant monoclonal antibodies and knockout edited cell lines for gold-standard validation. Please check that this product meets your needs before purchasing.</p> <p>If you have any questions, special requirements or concerns, please send us an inquiry and/or contact our Support team ahead of purchase. Recommended alternatives for this product can be found below, along with publications, customer reviews and Q&amp;As</p>

### 性能

形式	Liquid
存放说明	Shipped at 4°C. Store at -20°C. Stable for 12 months at -20°C.
存储溶液	pH: 7.2 Preservative: 0.01% Sodium azide Constituents: 9% PBS, 40% Glycerol (glycerin, glycerine), 0.05% BSA, 50% Tissue culture supernatant
纯度	Tissue culture supernatant
克隆	单克隆

克隆编号 EP6376

同种型 IgG

## 应用

**The Abpromise guarantee** **Abpromise™**承诺保证使用ab134963于以下的经测试应用

“应用说明”部分 下显示的仅为推荐的起始稀释度;实际最佳的稀释度/浓度应由使用者检定。

应用	Ab评论	说明
WB		1/1000 - 1/10000. Detects a band of approximately 18 kDa (predicted molecular weight: 18 kDa).
IHC-P		1/100 - 1/250. Perform heat mediated antigen retrieval with citrate buffer pH 6 before commencing with IHC staining protocol.

应用说明 Is unsuitable for Flow Cyt, ICC/IF or IP.

## 靶标

**功能** Controls reversibly actin polymerization and depolymerization in a pH-sensitive manner. It has the ability to bind G- and F-actin in a 1:1 ratio of cofilin to actin. It is the major component of intranuclear and cytoplasmic actin rods.

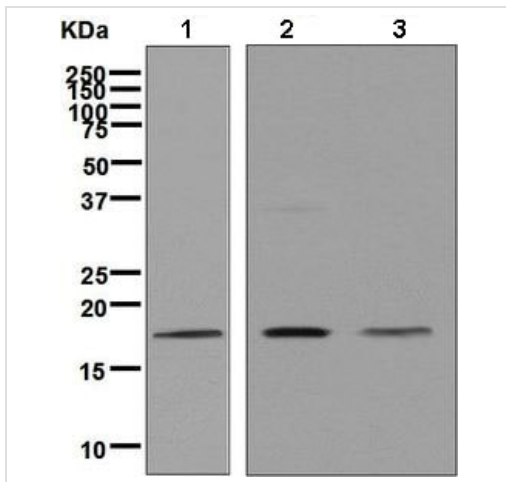
**组织特异性** Widely distributed in various tissues.

**序列相似性** Belongs to the actin-binding proteins ADF family.  
Contains 1 ADF-H domain.

**翻译后修饰** Phosphorylated on Ser-3 in resting cells.

**细胞定位** Nucleus matrix. Cytoplasm > cytoskeleton. Almost completely in nucleus in cells exposed to heat shock or 10% dimethyl sulfoxide.

## 图片



Western blot - Anti-Cofilin antibody [EP6376]  
(ab134963)

**All lanes** : Anti-Cofilin antibody [EP6376] (ab134963) at 1/1000 dilution

**Lane 1** : HeLa cell lysate

**Lane 2** : MCF-7 cell lysate

**Lane 3** : Caco-2 cell lysate

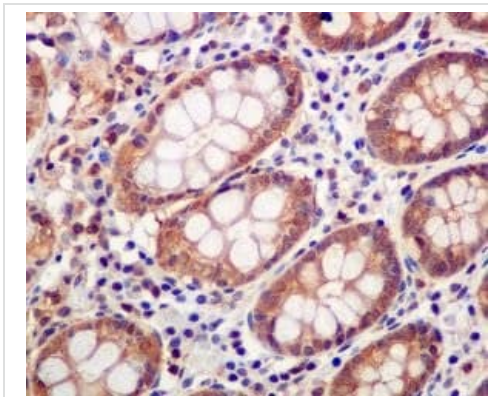
Lysates/proteins at 10 µg per lane.

#### Secondary

**All lanes** : HRP labelled goat anti-rabbit at 1/2000 dilution

**Predicted band size:** 18 kDa

**Observed band size:** 18 kDa



Immunohistochemistry (Formalin/PFA-fixed paraffin-embedded sections) - Anti-Cofilin antibody [EP6376]  
(ab134963)

Immunohistochemical analysis of paraffin embedded Human colon tissue labelling Cofilin with ab134963 antibody at a dilution of 1/100.

Perform heat mediated antigen retrieval with citrate buffer pH 6 before commencing with IHC staining protocol.

**Please note:** All products are "FOR RESEARCH USE ONLY. NOT FOR USE IN DIAGNOSTIC PROCEDURES"

#### Our Abpromise to you: Quality guaranteed and expert technical support

- Replacement or refund for products not performing as stated on the datasheet
- Valid for 12 months from date of delivery
- Response to your inquiry within 24 hours
- We provide support in Chinese, English, French, German, Japanese and Spanish
- Extensive multi-media technical resources to help you
- We investigate all quality concerns to ensure our products perform to the highest standards

If the product does not perform as described on this datasheet, we will offer a refund or replacement. For full details of the Abpromise, please visit <https://www.abcam.cn/abpromise> or contact our technical team.

## Terms and conditions

---

- Guarantee only valid for products bought direct from Abcam or one of our authorized distributors