

### Anti-CIP2A antibody ab84547

★★★★★ [1 Abreviews](#) [10 References](#) [3 图像](#)

#### 概述

产品名称	Anti-CIP2A抗体
描述	兔多克隆抗体to CIP2A
宿主	Rabbit
经测试应用	适用于: IHC-P
种属反应性	与反应: Human
免疫原	<p>Synthetic peptide within Human CIP2A aa 550-650. The exact immunogen sequence used to generate this antibody is proprietary information. If additional detail on the immunogen is needed to determine the suitability of the antibody for your needs, please <b>contact</b> our Scientific Support team to discuss your requirements.</p> <p>Database link: <a href="#">Q8TCG1</a></p>
阳性对照	IHC-P: Human colon carcinoma. Human ovarian carcinoma.
常规说明	<p>Concentration is optimized for IHC and not determined.</p> <p>The Life Science industry has been in the grips of a reproducibility crisis for a number of years. Abcam is leading the way in addressing this with our range of recombinant monoclonal antibodies and knockout edited cell lines for gold-standard validation. Please check that this product meets your needs before purchasing.</p> <p>If you have any questions, special requirements or concerns, please send us an inquiry and/or contact our Support team ahead of purchase. Recommended alternatives for this product can be found below, along with publications, customer reviews and Q&amp;As</p>

#### 性能

形式	Liquid
存放说明	Shipped at 4°C. Upon delivery aliquot and store at -20°C. Avoid freeze / thaw cycles.
存储溶液	<p>pH: 6.8</p> <p>Preservative: 0.09% Sodium azide</p> <p>Constituents: 0.1% BSA, Tris buffered saline</p>
纯度	Immunogen affinity purified
克隆	多克隆
同种型	IgG

## 应用

**The Abpromise guarantee**      **Abpromise™**承诺保证使用ab84547于以下的经测试应用

“应用说明”部分 下显示的仅为推荐的起始稀释度;实际最佳的稀释度/浓度应由使用者检定。

应用	Ab评论	说明
IHC-P	★★★★★ (1)	1/100 - 1/500. Perform heat mediated antigen retrieval with citrate buffer pH 6 before commencing with IHC staining protocol.

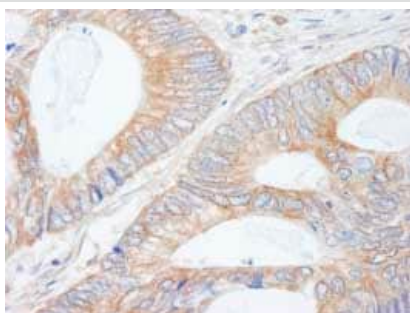
## 靶标

**功能**      Oncoprotein that inhibits PP2A and stabilizes MYC in human malignancies. Promotes anchorage-independent cell growth and tumor formation.

**组织特异性**      Expressed at low levels in most of the tissues. Overexpressed in head-and-neck squamous cell carcinomas (HNSCC). Present in liver cancer cells (at protein level).

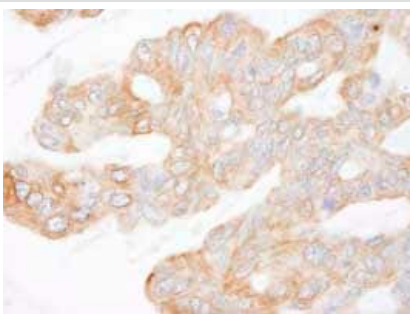
**细胞定位**      Membrane. Cytoplasm. Slightly concentrates in the perinuclear region.

## 图片



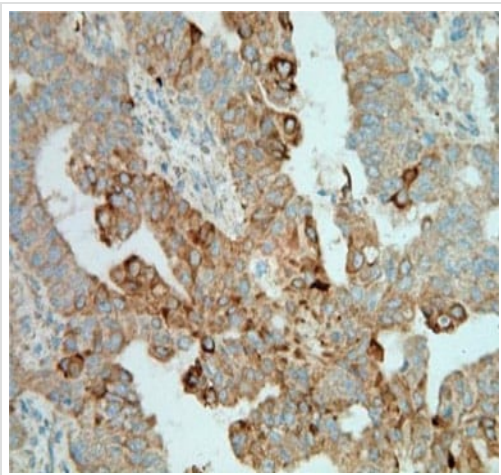
Immunohistochemistry (Formalin/PFA-fixed paraffin-embedded sections) - Anti-CIP2A antibody (ab84547)

Detection of Human CIP2A by Immunohistochemistry. Sample: FFPE section of Human colon carcinoma. Antibody: ab84547 used at a dilution of 1/250. Detection: DAB staining.



Immunohistochemistry (Formalin/PFA-fixed paraffin-embedded sections) - Anti-CIP2A antibody (ab84547)

Detection of Human CIP2A by Immunohistochemistry. Sample: FFPE section of Human ovarian carcinoma. Antibody: ab84547 used at a dilution of 1/250. Detection: DAB staining.



Immunohistochemical analysis of Human breast tumour tissue, staining CIP2A with ab84547 at 1/100 dilution.

Immunohistochemistry (Formalin/PFA-fixed paraffin-embedded sections) - Anti-CIP2A antibody (ab84547)

Image from Tseng LM et al., Breast Cancer Res. 2012 Apr 26;14(2):R68 Fig 6.; doi:10.1186/bcr3175; 26 April 2012, Breast Cancer Research 2012, 14:R68

**Please note:** All products are "FOR RESEARCH USE ONLY. NOT FOR USE IN DIAGNOSTIC PROCEDURES"

### Our Abpromise to you: Quality guaranteed and expert technical support

---

- Replacement or refund for products not performing as stated on the datasheet
- Valid for 12 months from date of delivery
- Response to your inquiry within 24 hours
  
- We provide support in Chinese, English, French, German, Japanese and Spanish
- Extensive multi-media technical resources to help you
- We investigate all quality concerns to ensure our products perform to the highest standards

If the product does not perform as described on this datasheet, we will offer a refund or replacement. For full details of the Abpromise, please visit <https://www.abcam.cn/abpromise> or contact our technical team.

### Terms and conditions

---

- Guarantee only valid for products bought direct from Abcam or one of our authorized distributors