

Anti-Chromogranin A antibody [CHGA/798] ab220191

6 图像

概述

产品名称	Anti-Chromogranin A抗体[CHGA/798]
描述	小鼠单克隆抗体[CHGA/798] to Chromogranin A
宿主	Mouse
经测试应用	适用于: IHC-P
种属反应性	与反应: Mouse, Rat, Human
免疫原	Full length protein corresponding to Human Chromogranin A. Database link: P10645
阳性对照	IHC: Human SC lung carcinoma, pancreas, parathyroid, adrenal gland tissues. Rat pancreas. Mouse pancreas.
常规说明	<p>The Life Science industry has been in the grips of a reproducibility crisis for a number of years. Abcam is leading the way in addressing this with our range of recombinant monoclonal antibodies and knockout edited cell lines for gold-standard validation. Please check that this product meets your needs before purchasing.</p> <p>If you have any questions, special requirements or concerns, please send us an inquiry and/or contact our Support team ahead of purchase. Recommended alternatives for this product can be found below, along with publications, customer reviews and Q&As</p>

性能

形式	Liquid
存放说明	Shipped at 4°C. Store at +4°C short term (1-2 weeks). Upon delivery aliquot. Store at -20°C long term. Avoid freeze / thaw cycle.
存储溶液	pH: 7.2 Preservative: 0.05% Sodium azide Constituents: 0.05% BSA, 99% PBS
纯度	Protein A/G purified
纯化说明	ab220191 was purified from Bioreactor Concentrate by Protein A/G.
克隆	单克隆
克隆编号	CHGA/798
同种型	IgG1

kappa

The Abpromise guarantee

“应用说明”部分下显示的仅为推荐的起始稀释度;实际最佳的稀释度/浓度应由使用者检定。

应用	Ab评论	说明
IHC-P		Use a concentration of 0.25 - 0.5 µg/ml. Perform heat mediated antigen retrieval with citrate buffer pH 6 before commencing with IHC staining protocol.

功能

Pancreastatin strongly inhibits glucose induced insulin release from the pancreas.

序列相似性

Belongs to the chromogranin/secretogranin protein family.

翻译后修饰

Sulfated on tyrosine residues and/or contains sulfated glycans.
O-glycosylated with core 1 or possibly core 8 glycans.

细胞定位

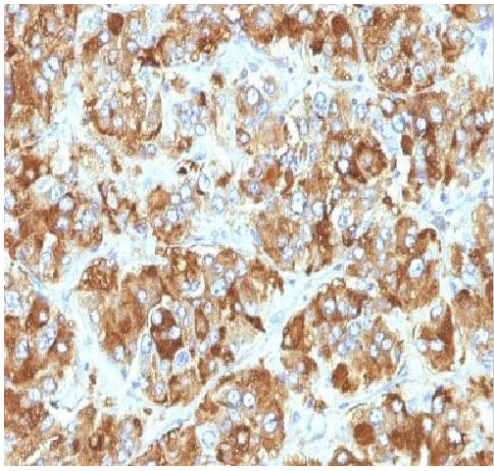
Secreted. Neuroendocrine and endocrine secretory granules.

形式

According to the Swiss-Prot database, this protein has many different forms which correspond to various molecular weights; thus the possible variation from the predicted molecular weight of 51kDa.

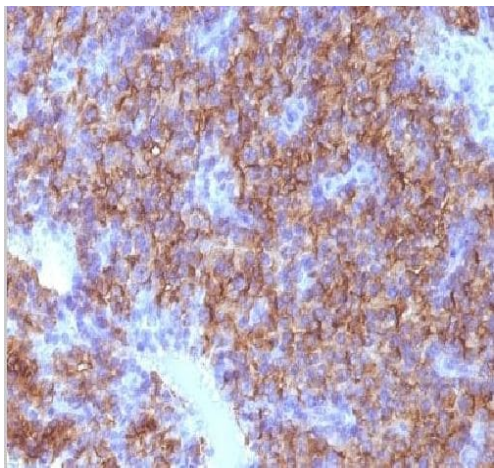
Immunohistochemistry (Formalin/PFA-fixed paraffin-embedded sections) analysis of mouse pancreas tissue labelling Chromagranin A with ab220191 at 0.5µg/ml dilution.

Immunohistochemistry (Formalin/PFA-fixed paraffin-
embedded sections) - Anti-Chromogranin A antibody
[CHGA/798] (ab220191)



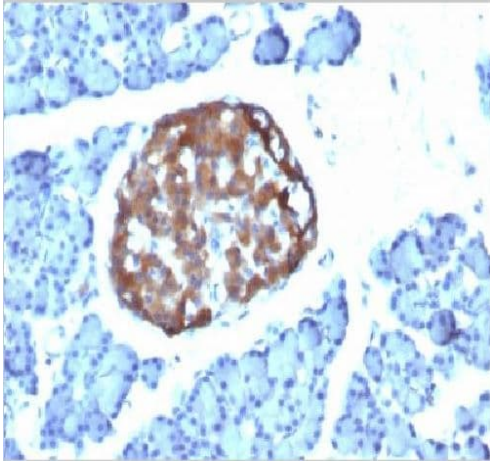
Immunohistochemistry (Formalin/PFA-fixed paraffin-embedded sections) - Anti-Chromogranin A antibody [CHGA/798] (ab220191)

Immunohistochemical analysis of formalin-fixed and paraffin-embedded Human adrenal gland tissue labeling Chromogranin A with ab220191 at 0.5 µg/ml dilution.



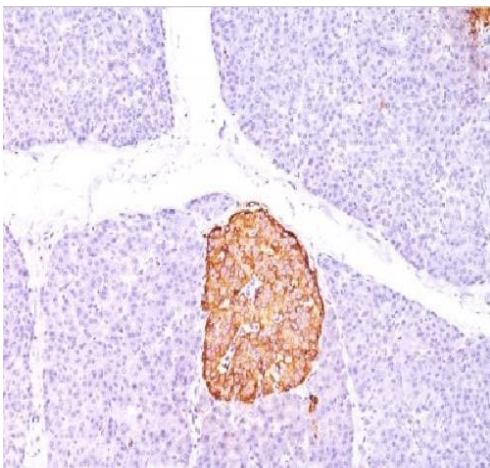
Immunohistochemistry (Formalin/PFA-fixed paraffin-embedded sections) - Anti-Chromogranin A antibody [CHGA/798] (ab220191)

Immunohistochemical analysis of formalin-fixed and paraffin-embedded Human parathyroid tissue labeling Chromogranin A with ab220191 at 0.5 µg/ml dilution.



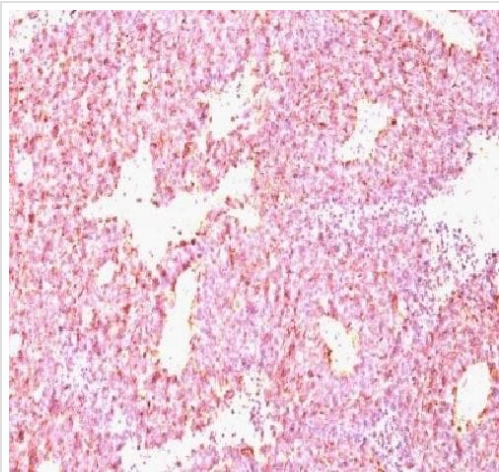
Immunohistochemistry (Formalin/PFA-fixed paraffin-embedded sections) - Anti-Chromogranin A antibody [CHGA/798] (ab220191)

Immunohistochemical analysis of formalin-fixed and paraffin-embedded rat pancreas tissue labeling Chromogranin A with ab220191 at 0.5 µg/ml dilution.



Immunohistochemistry (Formalin/PFA-fixed paraffin-embedded sections) - Anti-Chromogranin A antibody [CHGA/798] (ab220191)

Immunohistochemical analysis of formalin-fixed and paraffin-embedded Human pancreas tissue labeling Chromogranin A with ab220191 at 0.5 µg/ml dilution.



Immunohistochemical analysis of formalin-fixed and paraffin-embedded Human SC lung carcinoma tissue labeling Chromogranin A with ab220191 at 0.5 µg/ml dilution.

Immunohistochemistry (Formalin/PFA-fixed paraffin-embedded sections) - Anti-Chromogranin A antibody [CHGA/798] (ab220191)

Please note: All products are "FOR RESEARCH USE ONLY. NOT FOR USE IN DIAGNOSTIC PROCEDURES"

Our Abpromise to you: Quality guaranteed and expert technical support

- Replacement or refund for products not performing as stated on the datasheet
- Valid for 12 months from date of delivery
- Response to your inquiry within 24 hours
- We provide support in Chinese, English, French, German, Japanese and Spanish
- Extensive multi-media technical resources to help you
- We investigate all quality concerns to ensure our products perform to the highest standards

If the product does not perform as described on this datasheet, we will offer a refund or replacement. For full details of the Abpromise, please visit <https://www.abcam.cn/abpromise> or contact our technical team.

Terms and conditions

- Guarantee only valid for products bought direct from Abcam or one of our authorized distributors