


Anti-CEACAM1 + CEACAM3 + CEACAM6 antibody [YTH71.3] ab104450

★★★★★ [2 Abreviews](#) [2 图像](#)

概述

产品名称	Anti-CEACAM1 + CEACAM3 + CEACAM6抗体[YTH71.3]
描述	大鼠单克隆抗体[YTH71.3] to CEACAM1+CEACAM3+CEACAM6
宿主	Rat
特异性	Recognizes Human CEACAM1. CEACAM1 is expressed by Human neutrophils and cells in some cases of colon carcinoma. Reacts with transfectants containing BGPα, NCA and CGM1α which are CEA subfamily members.
经测试应用	适用于: IHC-P
种属反应性	与反应: Human 预测可用于: Monkey 
免疫原	Tissue, cells or virus corresponding to Human CEACAM1+CEACAM6+CEACAM3. Human lymphocytes.
阳性对照	Human Colon, Human Liver
常规说明	<p>The Life Science industry has been in the grips of a reproducibility crisis for a number of years. Abcam is leading the way in addressing this with our range of recombinant monoclonal antibodies and knockout edited cell lines for gold-standard validation. Please check that this product meets your needs before purchasing.</p> <p>If you have any questions, special requirements or concerns, please send us an inquiry and/or contact our Support team ahead of purchase. Recommended alternatives for this product can be found below, along with publications, customer reviews and Q&As</p>

性能

形式	Liquid
存放说明	Shipped at 4°C. Store at +4°C short term (1-2 weeks). Store at -20°C or -80°C. Avoid freeze / thaw cycle.
存储溶液	pH: 7.40 Preservative: 0.09% Sodium azide Constituent: PBS
纯度	Protein G purified

克隆	单克隆
克隆编号	YTH71.3
同种型	IgG2a

应用

The Abpromise guarantee

Abpromise™承诺保证使用ab104450于以下的经测试应用

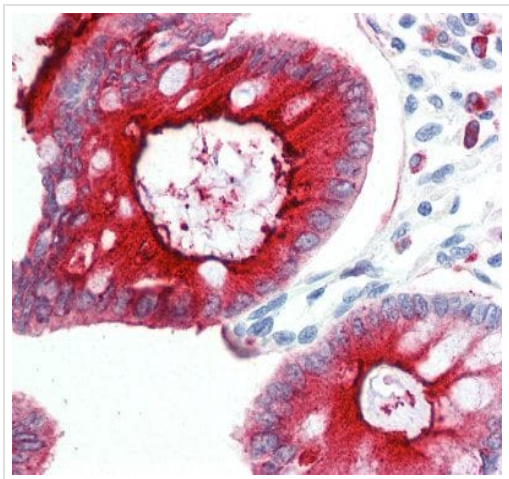
“应用说明”部分 下显示的仅为推荐的起始稀释度;实际最佳的稀释度/浓度应由使用者检定。

应用	Ab评论	说明
IHC-P		Use a concentration of 10 µg/ml. Perform heat mediated antigen retrieval with citrate buffer pH 6 before commencing with IHC staining protocol.

靶标

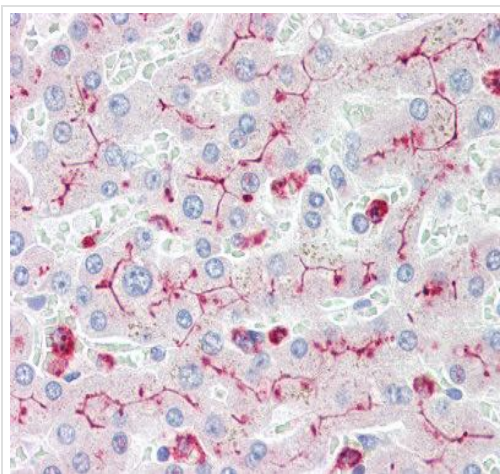
细胞定位	CEACAM1: Secreted; Cell membrane and Cell membrane. Localizes to sites of cell-cell contact. CEACAM6: Cell membrane. CEACAM3: Membrane.
形式	CEACAM1: There are 11 isoforms produced by alternative splicing. Isoform 1 = BGPa; CEACAM1-4L; TM1-CEA; Isoform 2 = BGPg; CEACAM1-4C1; Isoform 3 = BGPh; CEACAM1-3; Isoform 4 = BGPi; CEACAM1-3C2; Isoform 5 = BGPpy; CEACAM1-3AL; Isoform 6 = BGPb; CEACAM1-3L; TM2-CEA; Isoform 7 = BGPx; CEACAM1-1L; Isoform 8 = BGPc; CEACAM1-4S; TM3-CEA; Isoform 9 = BGPz; CEACAM1-3AS and Isoform 11 = BGPd; CEACAM1-3S.

图片



Human Colon (formalin-fixed, paraffin-embedded) stained with ab104450 at 10 ug/ml followed by biotinylated secondary antibody, alkaline phosphatase-streptavidin and chromogen.

Immunohistochemistry (Formalin/PFA-fixed paraffin-embedded sections) - Anti-CEACAM1 + CEACAM3 + CEACAM6 antibody [YTH71.3] (ab104450)



Human Liver (formalin-fixed, paraffin-embedded) stained with ab104450 at 10 ug/ml followed by biotinylated secondary antibody, alkaline phosphatase-streptavidin and chromogen.

Immunohistochemistry (Formalin/PFA-fixed paraffin-embedded sections) - Anti-CEACAM1 + CEACAM3 + CEACAM6 antibody [YTH71.3] (ab104450)

Please note: All products are "FOR RESEARCH USE ONLY. NOT FOR USE IN DIAGNOSTIC PROCEDURES"

Our Abpromise to you: Quality guaranteed and expert technical support

- Replacement or refund for products not performing as stated on the datasheet
- Valid for 12 months from date of delivery
- Response to your inquiry within 24 hours
- We provide support in Chinese, English, French, German, Japanese and Spanish
- Extensive multi-media technical resources to help you
- We investigate all quality concerns to ensure our products perform to the highest standards

If the product does not perform as described on this datasheet, we will offer a refund or replacement. For full details of the Abpromise, please visit <https://www.abcam.cn/abpromise> or contact our technical team.

Terms and conditions

- Guarantee only valid for products bought direct from Abcam or one of our authorized distributors