

Anti-CDKN1A interacting zinc finger protein 1/CIZ1 antibody ab102013

5 References **4 图像**

概述

产品名称	Anti-CDKN1A interacting zinc finger蛋白1/CIZ1抗体
描述	兔多克隆抗体to CDKN1A interacting zinc finger蛋白1/CIZ1
宿主	Rabbit
经测试应用	适用于: ICC/IF, IP, WB, IHC-P
种属反应性	与反应: Human
免疫原	Recombinant fragment corresponding to Human CDKN1A interacting zinc finger protein 1/CIZ1 aa 200-460. Database link: NP_036259
阳性对照	A549, HeLa, HepG2, HCT116 IP: HeLa whole cell lysate. IHC-P: ES2 xenograft tissue. ICC/IF: HeLa cells.
常规说明	<p>The Life Science industry has been in the grips of a reproducibility crisis for a number of years. Abcam is leading the way in addressing this with our range of recombinant monoclonal antibodies and knockout edited cell lines for gold-standard validation. Please check that this product meets your needs before purchasing.</p> <p>If you have any questions, special requirements or concerns, please send us an inquiry and/or contact our Support team ahead of purchase. Recommended alternatives for this product can be found below, along with publications, customer reviews and Q&As</p>

性能

形式	Liquid
存放说明	Shipped at 4°C. Upon delivery aliquot. Store at -20°C or -80°C. Avoid freeze / thaw cycle.
存储溶液	pH: 7.00 Preservative: 0.01% Thimerosal (merthiolate) Constituents: 78.99% PBS, 1% BSA, 20% Glycerol (glycerin, glycerine)
纯度	Immunogen affinity purified
克隆	多克隆
同种型	IgG

应用

The Abpromise guarantee

Abpromise™ 承诺保证使用 ab102013 于以下的经测试应用

“应用说明”部分 下显示的仅为推荐的起始稀释度;实际最佳的稀释度/浓度应由使用者检定。

应用	Ab 评论	说明
ICC/IF		1/100 - 1/1000.
IP		1/100 - 1/500.
WB		1/500 - 1/3000. Predicted molecular weight: 91 kDa.
IHC-P		1/100 - 1/500. antigen retrieval using heat mediated 10mM Citrate buffer or Tris-EDTA buffer (pH8.0) is recommended.

靶标

功能

May regulate the subcellular localization of CIP/WAF1.

疾病相关

Defects in CIZ1 may be a cause of adult onset primary cervical dystonia. Dystonia is defined by the presence of sustained involuntary muscle contractions, often leading to abnormal postures. Cervical dystonia or spasmodic torticollis, the most common form of focal dystonia, is characterized by involuntary contractions of the neck muscles, which produce abnormal posturing of the head upon the trunk.

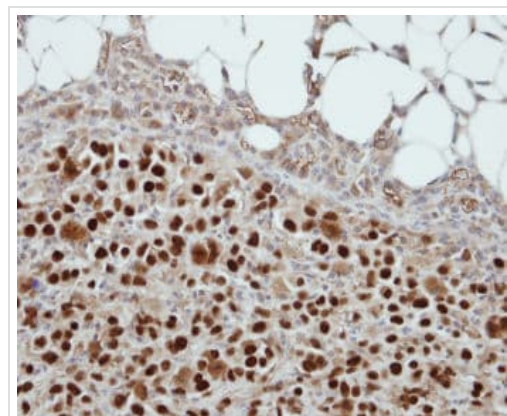
序列相似性

Contains 1 matrin-type zinc finger.

细胞定位

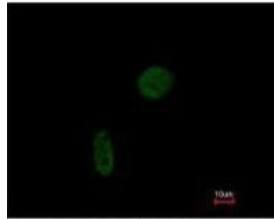
Nucleus.

图片



Immunohistochemical analysis of paraffin-embedded ES2 xenograft using ab102013 at 1/500 dilution.

Immunohistochemistry (Formalin/PFA-fixed paraffin-embedded sections) - Anti-CDKN1A interacting zinc finger protein 1/CIZ1 antibody (ab102013)



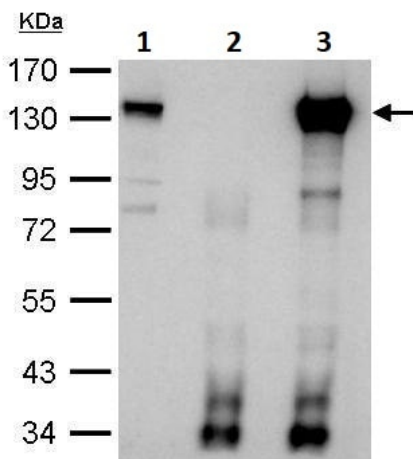
Costained with Hoechst 33342



Immunocytochemistry/ Immunofluorescence - Anti-CDKN1A interacting zinc finger protein 1/CIZ1 antibody (ab102013)

Paraformaldehyde-fixed HeLa(human epithelial cell line from cervix adenocarcinoma) cells labeling CDKN1A interacting zinc finger protein 1/CIZ1 using ab102013 at 1/200 dilution (green) in ICC/IF.

The nuclear counter stain is Hoechst 33342 (blue).



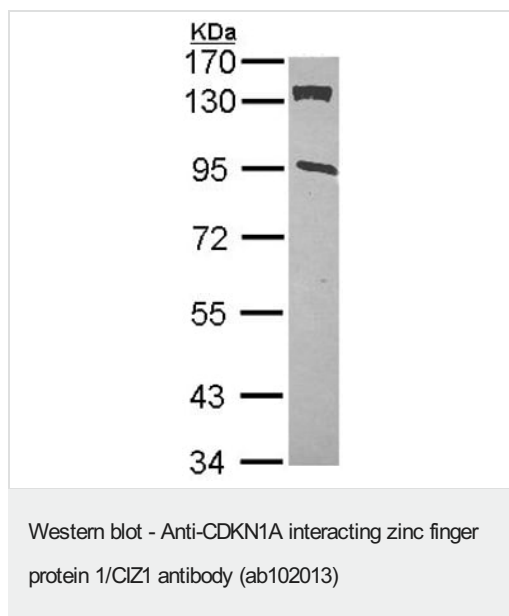
Immunoprecipitation - Anti-CDKN1A interacting zinc finger protein 1/CIZ1 antibody (ab102013)

CDKN1A interacting zinc finger protein 1/CIZ1 was immunoprecipitated from 1 mg of HeLa (human epithelial cell line from cervix adenocarcinoma) whole cell lysate with 2.5 μ g of ab102013. Western blot was performed from the immunoprecipitate using ab102013 at 1/1000 dilution.

Lane 1: HeLa whole cell lysate 40 μ g (Input).

Lane 2: Control IgG IP in HeLa whole cell lysate.

Lane 3: ab102013 IP in HeLa whole cell lysate.



Anti-CDKN1A interacting zinc finger protein 1/CIZ1 antibody
(ab102013) at 1/1000 dilution + HeLa whole cell lysate at 30 µg

Predicted band size: 91 kDa

Please note: All products are "FOR RESEARCH USE ONLY. NOT FOR USE IN DIAGNOSTIC PROCEDURES"

Our Abpromise to you: Quality guaranteed and expert technical support

- Replacement or refund for products not performing as stated on the datasheet
- Valid for 12 months from date of delivery
- Response to your inquiry within 24 hours
- We provide support in Chinese, English, French, German, Japanese and Spanish
- Extensive multi-media technical resources to help you
- We investigate all quality concerns to ensure our products perform to the highest standards

If the product does not perform as described on this datasheet, we will offer a refund or replacement. For full details of the Abpromise, please visit <https://www.abcam.cn/abpromise> or contact our technical team.

Terms and conditions

- Guarantee only valid for products bought direct from Abcam or one of our authorized distributors