

Anti-CD62P antibody [Psel.KO.2.5] ab118522

2 References 3 图像

概述

产品名称	Anti-CD62P抗体[Psel.KO.2.5]
描述	小鼠单克隆抗体[Psel.KO.2.5] to CD62P
宿主	Mouse
经测试应用	适用于: IHC-P, Flow Cyt
种属反应性	与反应: Human
免疫原	Tissue, cells or virus corresponding to Human CD62P. CD62P transfected 300.19 cells
阳性对照	Human Spleen and Tonsil tissues; Thrombin activated Human platelets.
常规说明	<p>The Life Science industry has been in the grips of a reproducibility crisis for a number of years. Abcam is leading the way in addressing this with our range of recombinant monoclonal antibodies and knockout edited cell lines for gold-standard validation. Please check that this product meets your needs before purchasing.</p> <p>If you have any questions, special requirements or concerns, please send us an inquiry and/or contact our Support team ahead of purchase. Recommended alternatives for this product can be found below, along with publications, customer reviews and Q&As</p>

性能

形式	Liquid
存放说明	Shipped at 4°C. Upon delivery aliquot and store at -20°C. Avoid repeated freeze / thaw cycles.
存储溶液	pH: 7.40 Preservative: 0.09% Sodium azide Constituent: 99% PBS
纯度	Protein G purified
克隆	单克隆
克隆编号	Psel.KO.2.5
同种型	IgG1

应用

The Abpromise guarantee Abpromise™承诺保证使用ab118522于以下的经测试应用

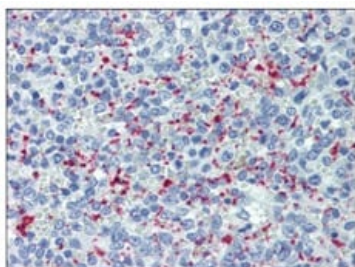
“应用说明”部分 下显示的仅为推荐的起始稀释度;实际最佳的稀释度/浓度应由使用者检定。

应用	Ab评论	说明
IHC-P		Use a concentration of 10 µg/ml. Perform heat mediated antigen retrieval with citrate buffer pH 6 before commencing with IHC staining protocol.
Flow Cyt		1/1 - 1/50. ab170190 - Mouse monoclonal IgG1, is suitable for use as an isotype control with this antibody.

靶标

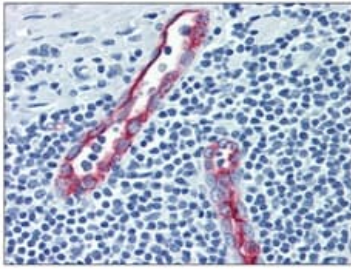
功能	Ca(2+)-dependent receptor for myeloid cells that binds to carbohydrates on neutrophils and monocytes. Mediates the interaction of activated endothelial cells or platelets with leukocytes. The ligand recognized is sialyl-Lewis X. Mediates rapid rolling of leukocyte rolling over vascular surfaces during the initial steps in inflammation through interaction with PSGL1.
组织特异性	Stored in the alpha-granules of platelets and Weibel-Palade bodies of endothelial cells. Upon cell activation by agonists, P-selectin is transported rapidly to the cell surface.
疾病相关	Defects in SELP may be a cause of susceptibility to ischemic stroke (ISCHSTR) [MIM:601367]; also known as cerebrovascular accident or cerebral infarction. A stroke is an acute neurologic event leading to death of neural tissue of the brain and resulting in loss of motor, sensory and/or cognitive function. Ischemic strokes, resulting from vascular occlusion, is considered to be a highly complex disease consisting of a group of heterogeneous disorders with multiple genetic and environmental risk factors.
序列相似性	Belongs to the selectin/LECAM family. Contains 1 C-type lectin domain. Contains 1 EGF-like domain. Contains 9 Sushi (CCP/SCR) domains.
细胞定位	Membrane.

图片



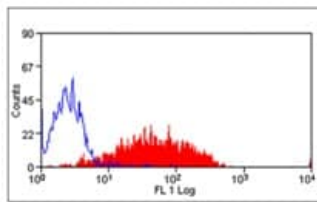
Immunohistochemical analysis of CD62P expression in Formalin-Fixed, Paraffin-Embedded Human Spleen using 10 µg/ml ab118522 followed by biotinylated secondary antibody, alkaline phosphatase-streptavidin and chromogen.

Immunohistochemistry (Formalin/PFA-fixed paraffin-embedded sections) - Anti-CD62P antibody [Psel.KO.2.5] (ab118522)



Immunohistochemistry (Formalin/PFA-fixed paraffin-embedded sections) - Anti-CD62P antibody
[Psel.KO.2.5] (ab118522)

Immunohistochemical analysis of CD62P expression in Formalin-Fixed, Paraffin-Embedded Human Tonsil using 10 µg/ml ab118522 followed by biotinylated secondary antibody, alkaline phosphatase-streptavidin and chromogen.



Flow Cytometry - Anti-CD62P antibody
[Psel.KO.2.5] (ab118522)

ab118522 at 10 µl/10⁶ cells in 100 µl staining CD62P in Thrombin activated Human platelets by Flow cytometry.

Please note: All products are "FOR RESEARCH USE ONLY. NOT FOR USE IN DIAGNOSTIC PROCEDURES"

Our Abpromise to you: Quality guaranteed and expert technical support

- Replacement or refund for products not performing as stated on the datasheet
- Valid for 12 months from date of delivery
- Response to your inquiry within 24 hours
- We provide support in Chinese, English, French, German, Japanese and Spanish
- Extensive multi-media technical resources to help you
- We investigate all quality concerns to ensure our products perform to the highest standards

If the product does not perform as described on this datasheet, we will offer a refund or replacement. For full details of the Abpromise, please visit <https://www.abcam.cn/abpromise> or contact our technical team.

Terms and conditions

- Guarantee only valid for products bought direct from Abcam or one of our authorized distributors