

# Anti-CD18 (phospho S745) antibody [EP1288Y] ab52920

**重组** RabMAb

**2 References**   **6 图像**

### 概述

产品名称	Anti-CD18 (phospho S745)抗体[EP1288Y]
描述	兔单克隆抗体[EP1288Y] to CD18 (phospho S745)
宿主	Rabbit
经测试应用	<b>适用于:</b> WB, IP <b>不适用于:</b> Flow Cyt, ICC/IF or IHC-P
种属反应性	<b>与反应:</b> Mouse, Rat, Human
免疫原	Synthetic peptide within Human CD18 (phospho S745). The exact sequence is proprietary.
阳性对照	WB: Jurkat, NIH/3T3 and PC-12 cell lysate This antibody gave a positive result when used in the following formaldehyde fixed cell lines: Raw 246.7
常规说明	This product is a recombinant monoclonal antibody, which offers several advantages including: <ul style="list-style-type: none"> <li>- High batch-to-batch consistency and reproducibility</li> <li>- Improved sensitivity and specificity</li> <li>- Long-term security of supply</li> <li>- Animal-free production</li> </ul> For more information <a href="#">see here</a> . Our RabMAb <sup>®</sup> technology is a patented hybridoma-based technology for making rabbit monoclonal antibodies. For details on our patents, please refer to <a href="#">RabMAb<sup>®</sup> patents</a> .

### 性能

形式	Liquid
存放说明	Shipped at 4°C. Store at +4°C short term (1-2 weeks). Upon delivery aliquot. Store at -20°C long term. Avoid freeze / thaw cycle.
存储溶液	pH: 7.20 Preservative: 0.01% Sodium azide Constituents: 59% PBS, 40% Glycerol (glycerin, glycerine), 0.5% BSA
纯度	Protein A purified
克隆	单克隆
克隆编号	EP1288Y

同种型IgG

应用

The Abpromise guarantee      **Abpromise™**承诺保证使用ab52920于以下的经测试应用

“应用说明”部分 下显示的仅为推荐的起始稀释度;实际最佳的稀释度/浓度应由使用者检定。

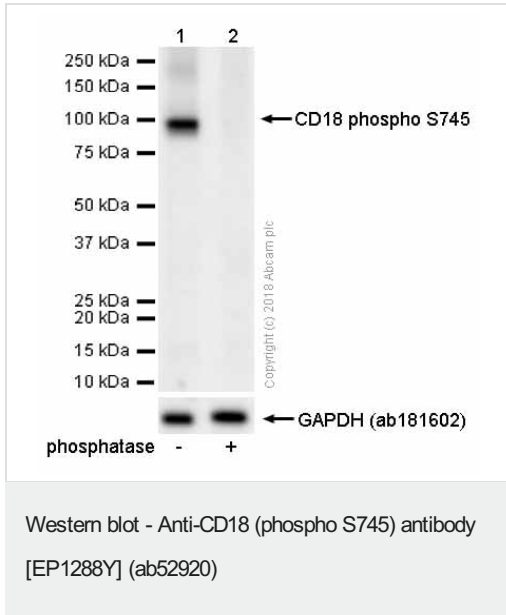
应用	Ab评论	说明
WB		1/500 - 1/1000. Detects a band of approximately 85 kDa (predicted molecular weight: 85 kDa).
IP		1/50 - 1/100.

应用说明      Is unsuitable for Flow Cyt, ICC/IF or IHC-P.

靶标

功能	Integrin alpha-L/beta-2 is a receptor for ICAM1, ICAM2, ICAM3 and ICAM4. Integrins alpha-M/beta-2 and alpha-X/beta-2 are receptors for the iC3b fragment of the third complement component and for fibrinogen. Integrin alpha-X/beta-2 recognizes the sequence G-P-R in fibrinogen alpha-chain. Integrin alpha-M/beta-2 recognizes P1 and P2 peptides of fibrinogen gamma chain. Integrin alpha-M/beta-2 is also a receptor for factor X. Integrin alpha-D/beta-2 is a receptor for ICAM3 and VCAM1.
疾病相关	Defects in ITGB2 are the cause of leukocyte adhesion deficiency type 1 (LAD1) [MIM:116920]. LAD1 patients have recurrent bacterial infections and their leukocytes are deficient in a wide range of adhesion-dependent functions.
序列相似性	Belongs to the integrin beta chain family. Contains 1 VWFA domain.
翻译后修饰	Both Ser-745 and Ser-756 become phosphorylated when T-cells are exposed to phorbol esters. Phosphorylation on Thr-758 (but not on Ser-756) allows interaction with 14-3-3 proteins.
细胞定位	Membrane.

图片



**All lanes :** Anti-CD18 (phospho S745) antibody [EP1288Y] (ab52920) at 0.9 µg/ml (purified)

**Lane 1 :** PC-12 (Rat adrenal gland pheochromocytoma) whole cell lysate

**Lane 2 :** PC-12 (Rat adrenal gland pheochromocytoma) whole cell lysates 15ug. Then the membrane was incubated with phosphatase.

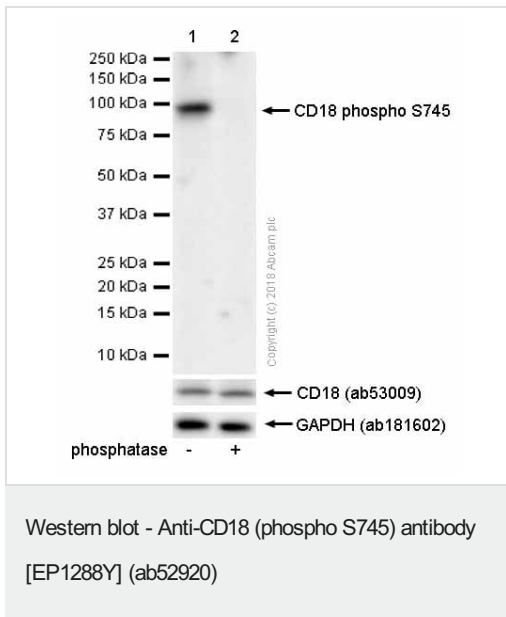
Lysates/proteins at 15 µg per lane.

#### Secondary

**All lanes :** Goat Anti-Rabbit IgG H&L (HRP) ([ab97051](#)) at 1/20000 dilution

**Predicted band size:** 85 kDa

Blocking and diluting buffer: 5% NFDM/TBST



**All lanes :** Anti-CD18 (phospho S745) antibody [EP1288Y] (ab52920) at 0.9 µg/ml (purified)

**Lane 1 :** Jurkat (Human T cell leukemia T lymphocyte) whole cell lysate

**Lane 2 :** Jurkat (Human T cell leukemia T lymphocyte) whole cell lysates. Then the membrane was incubated with phosphatase.

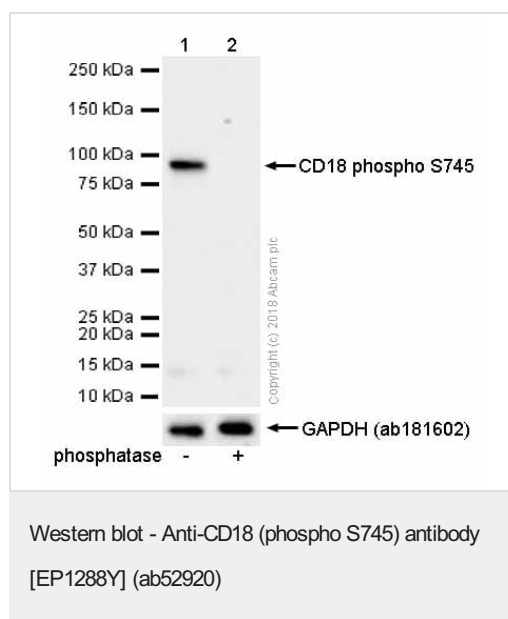
Lysates/proteins at 15 µg per lane.

#### Secondary

**All lanes :** Goat Anti-Rabbit IgG H&L (HRP) ([ab97051](#)) at 1/20000 dilution

**Predicted band size:** 85 kDa

Blocking and diluting buffer: 5% NFDM/TBST



**All lanes :** Anti-CD18 (phospho S745) antibody [EP1288Y] (ab52920) at 0.9 µg/ml (purified)

**Lane 1 :** NIH/3T3 (Mouse embryonic fibroblast) whole cell lysate

**Lane 2 :** NIH/3T3 (Mouse embryonic fibroblast) whole cell lysates. Then the membrane was incubated with phosphatase.

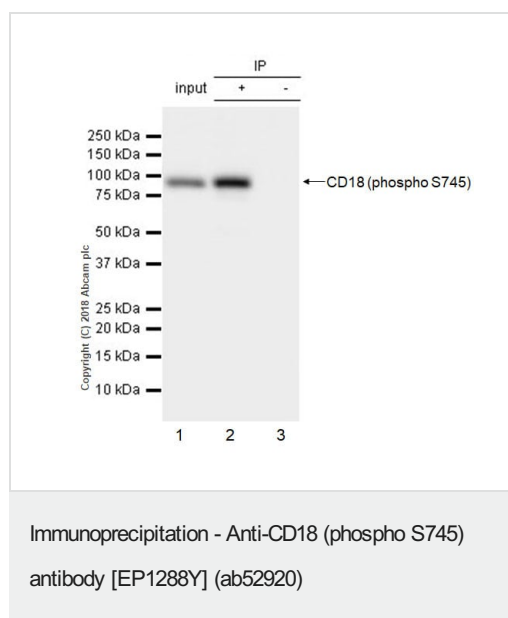
Lysates/proteins at 15 µg per lane.

### Secondary

**All lanes :** Goat Anti-Rabbit IgG H&L (HRP) ([ab97051](#)) at 1/20000 dilution

**Predicted band size:** 85 kDa

Blocking and diluting buffer: 5% NFDM/TBST



ab52920 (purified) at 1:50 dilution (2µg) immunoprecipitating CD18 in Jurkat whole cell lysate.

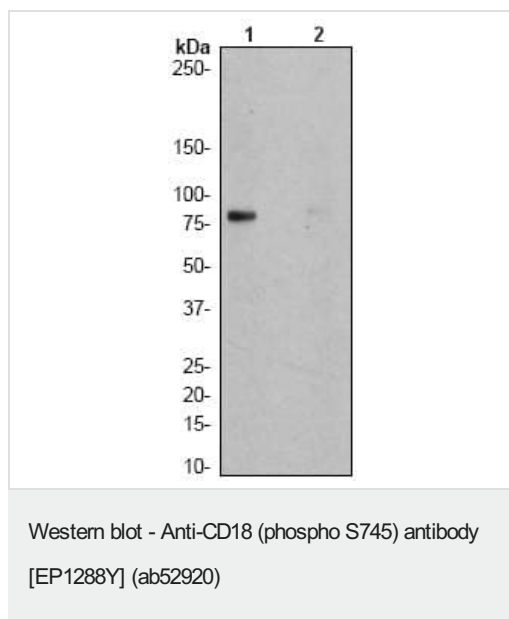
Lane 1 (input): Jurkat (Human T cell leukemia T lymphocyte) whole cell lysate 10µg

Lane 2 (+): ab52920 & Jurkat whole cell lysate

Lane 3 (-): Rabbit monoclonal IgG ([ab172730](#)) instead of ab52920 in Jurkat whole cell lysate

For western blotting, VeriBlot for IP Detection Reagent (HRP) ([ab131366](#)) was used for detection at 1:1000 dilution.

Blocking and diluting buffer: 5% NFDM/TBST.



**All lanes :** Anti-CD18 (phospho S745) antibody [EP1288Y] (ab52920) at 1/500 dilution (unpurified)

**Lane 1 :** Un-treated Jurkat (Human T cell leukemia cell line from peripheral blood) cell lysate

**Lane 2 :** AP-treated Jurkat (Human T cell leukemia cell line from peripheral blood) cell lysate

Lysates/proteins at 10 µg per lane.

#### Secondary

**All lanes :** Goat anti-rabbit HRP at 1/2000 dilution

**Predicted band size:** 85 kDa

**Observed band size:** 85 kDa

Why choose a recombinant antibody?

 <p><b>Research with confidence</b> Consistent and reproducible results</p>	 <p><b>Long-term and scalable supply</b> Recombinant technology</p>
 <p><b>Success from the first experiment</b> Confirmed specificity</p>	 <p><b>Ethical standards compliant</b> Animal-free production</p>

Anti-CD18 (phospho S745) antibody [EP1288Y] (ab52920)

**Please note:** All products are "FOR RESEARCH USE ONLY. NOT FOR USE IN DIAGNOSTIC PROCEDURES"

#### Our Abpromise to you: Quality guaranteed and expert technical support

- Replacement or refund for products not performing as stated on the datasheet
- Valid for 12 months from date of delivery

- Response to your inquiry within 24 hours
- We provide support in Chinese, English, French, German, Japanese and Spanish
- Extensive multi-media technical resources to help you
- We investigate all quality concerns to ensure our products perform to the highest standards

If the product does not perform as described on this datasheet, we will offer a refund or replacement. For full details of the Abpromise, please visit <https://www.abcam.cn/abpromise> or contact our technical team.

#### **Terms and conditions**

---

- Guarantee only valid for products bought direct from Abcam or one of our authorized distributors