



# Anti-CD14 antibody ab115634

## 1 图像

### 概述

产品名称	Anti-CD14抗体
描述	兔多克隆抗体to CD14
宿主	Rabbit
经测试应用	适用于: WB
种属反应性	与反应: Mouse
免疫原	Synthetic peptide corresponding to Mouse CD14 aa 150-250 (internal sequence). Database link: <a href="#">P10810</a>
	 <a href="#">Run BLAST with</a>  <a href="#">Run BLAST with</a>
阳性对照	Mouse thymus and spleen tissue lysates
常规说明	<p>The Life Science industry has been in the grips of a reproducibility crisis for a number of years. Abcam is leading the way in addressing this with our range of recombinant monoclonal antibodies and knockout edited cell lines for gold-standard validation. Please check that this product meets your needs before purchasing.</p> <p>If you have any questions, special requirements or concerns, please send us an inquiry and/or contact our Support team ahead of purchase. Recommended alternatives for this product can be found below, along with publications, customer reviews and Q&amp;As</p>

### 性能

形式	Liquid
存放说明	Shipped at 4°C. Store at +4°C short term (1-2 weeks). Upon delivery aliquot. Store at -20°C long term. Avoid freeze / thaw cycle.
存储溶液	Preservatives: 0.025% Thimerosal (merthiolate), 0.025% Sodium azide Constituents: 2.5% BSA, 0.45% Sodium chloride, 0.1% Dibasic monohydrogen sodium phosphate
纯度	Immunogen affinity purified
克隆	多克隆
同种型	IgG

### 应用

## The Abpromise guarantee

**Abpromise™** 承诺保证使用ab115634于以下的经测试应用

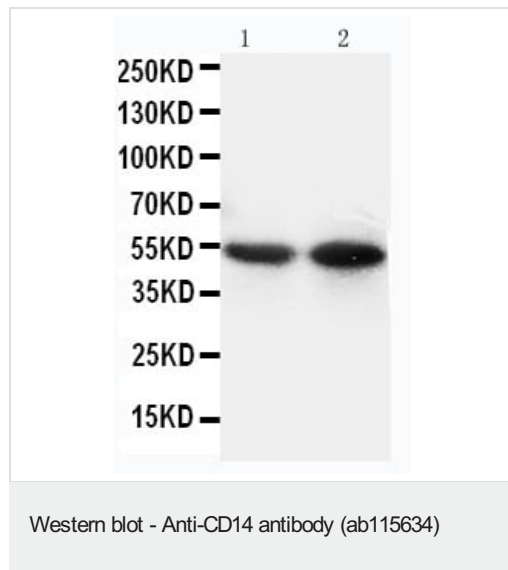
“应用说明”部分 下显示的仅为推荐的起始稀释度;实际最佳的稀释度/浓度应由使用者检定。

应用	Ab评论	说明
WB		Use a concentration of 0.1 - 0.5 µg/ml. Predicted molecular weight: 40 kDa.

## 靶标

功能	Cooperates with MD-2 and TLR4 to mediate the innate immune response to bacterial lipopolysaccharide (LPS). Acts via MyD88, TIRAP and TRAF6, leading to NF-kappa-B activation, cytokine secretion and the inflammatory response. Up-regulates cell surface molecules, including adhesion molecules.
组织特异性	Expressed strongly on the surface of monocytes and weakly on the surface of granulocytes; also expressed by most tissue macrophages.
序列相似性	Contains 11 LRR (leucine-rich) repeats.
翻译后修饰	N- and O- glycosylated. O-glycosylated with a core 1 or possibly core 8 glycan.
细胞定位	Cell membrane.

## 图片



**All lanes :** Anti-CD14 antibody (ab115634) at 0.1 µg/ml

**Lane 1 :** Mouse Thymus tissue lysate

**Lane 2 :** Mouse Spleen tissue lysate

**Predicted band size:** 40 kDa

**Please note:** All products are "FOR RESEARCH USE ONLY. NOT FOR USE IN DIAGNOSTIC PROCEDURES"

## Our Abpromise to you: Quality guaranteed and expert technical support

- Replacement or refund for products not performing as stated on the datasheet
- Valid for 12 months from date of delivery
- Response to your inquiry within 24 hours

- We provide support in Chinese, English, French, German, Japanese and Spanish
- Extensive multi-media technical resources to help you
- We investigate all quality concerns to ensure our products perform to the highest standards

If the product does not perform as described on this datasheet, we will offer a refund or replacement. For full details of the Abpromise, please visit <https://www.abcam.cn/abpromise> or contact our technical team.

#### **Terms and conditions**

---

- Guarantee only valid for products bought direct from Abcam or one of our authorized distributors