


Anti-Calceineurin A antibody ab71149

★★★★★ [1 Abreviews](#) [7 References](#) [3 图像](#)

概述

产品名称	Anti-Calceineurin A抗体
描述	兔多克隆抗体to Calcineurin A
宿主	Rabbit
经测试应用	适用于: WB, IP, IHC-P
种属反应性	与反应: Mouse, Human 预测可用于: Rat, Horse, Chicken, Cow, Dog, Turkey, Pig, Chimpanzee, Rhesus monkey, Gorilla, Orangutan, Xenopus tropicalis 
免疫原	A synthetic peptide corresponding to a region between residue 470 and the C-terminus (residue 521) of human Calcineurin A (NP_000935.1).
阳性对照	Whole cell lysate from hela cells, NIH3T3 cells and 293T cells.
常规说明	<p>The Life Science industry has been in the grips of a reproducibility crisis for a number of years. Abcam is leading the way in addressing this with our range of recombinant monoclonal antibodies and knockout edited cell lines for gold-standard validation. Please check that this product meets your needs before purchasing.</p> <p>If you have any questions, special requirements or concerns, please send us an inquiry and/or contact our Support team ahead of purchase. Recommended alternatives for this product can be found below, along with publications, customer reviews and Q&As</p>

性能

形式	Liquid
存放说明	Shipped at 4°C. Upon delivery aliquot and store at -20°C. Avoid freeze / thaw cycles.
存储溶液	pH: 7 Preservative: 0.09% Sodium azide Constituents: 1.815% Tris, 1.764% Sodium citrate, 0.021% PBS
纯度	Immunogen affinity purified
克隆	多克隆
同种型	IgG

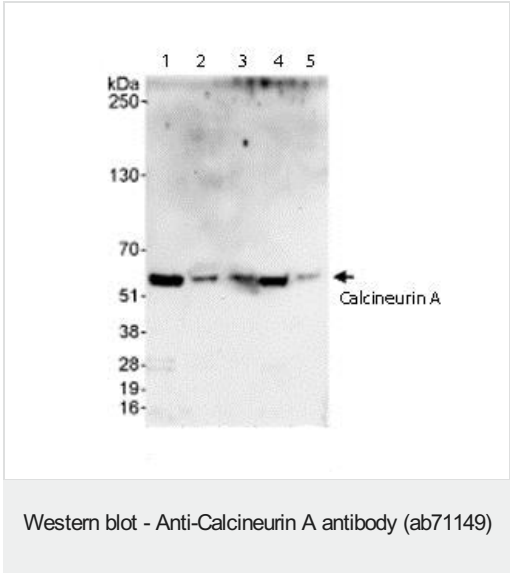
应用

<div> <div>The Abpromise guarantee</div> <div>Abpromise™承诺保证使用ab71149于以下的经测试应用</div> </div> <div>“应用说明”部分 下显示的仅为推荐的起始稀释度;实际最佳的稀释度/浓度应由使用者检定。</div>		
应用	Ab评论	说明
WB	★★★★★ (1)	1/2000 - 1/10000. Detects a band of approximately 59 kDa (predicted molecular weight: 59 kDa).
IP		Use at 2-5 µg/mg of lysate.
IHC-P		1/500 - 1/2000. Perform heat mediated antigen retrieval with Tris/EDTA buffer pH 9.0 before commencing with IHC staining protocol.

靶标

功能	Calcium-dependent, calmodulin-stimulated protein phosphatase. This subunit may have a role in the calmodulin activation of calcineurin. Dephosphorylates DNML1, HSPB1 and SSH1.
序列相似性	Belongs to the PPP phosphatase family. PP-2B subfamily.
细胞定位	Nucleus. Colocalizes with ACTN1 and MYOZ2 at the Z line in heart and skeletal muscle.

图片

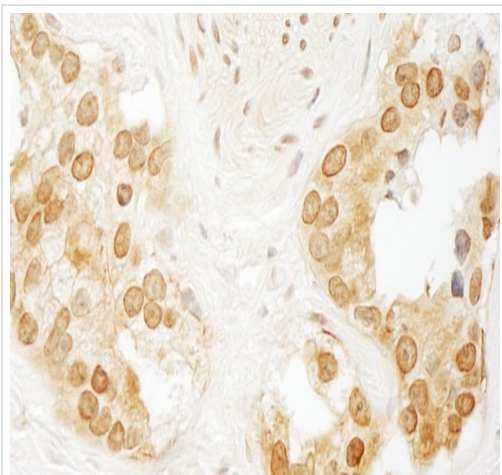


All lanes : Anti-Calcineurin A antibody (ab71149) at 0.1 µg/ml

- Lane 1 : Whole cell lysate from Hela cells at 50 µg
- Lane 2 : Whole cell lysate from Hela cells at 15 µg
- Lane 3 : Whole cell lysate from Hela cells at 5 µg
- Lane 4 : Whole cell lysate from 293T cells at 50 µg
- Lane 5 : Whole cell lysate from NIH 3T3 cells at 50 µg

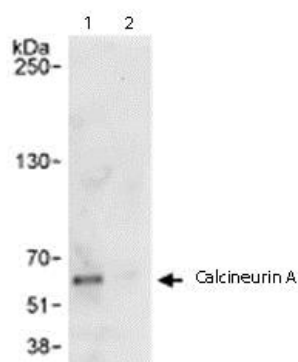
Predicted band size: 59 kDa

Observed band size: 59 kDa



Immunohistochemistry (Formalin/PFA-fixed paraffin-embedded sections) analysis of human prostate carcinoma tissue labelling Calcineurin A with ab71149 at 1/1000 (1µg/ml). Detection: DAB.

Immunohistochemistry (Formalin/PFA-fixed paraffin-embedded sections) - Anti-Calcineurin A antibody (ab71149)



Immunoprecipitation/ Western Blot of Calcineurin A

Lane 1: ab71149 at 3µg/mg whole cell lysate.

Lane 2: Control IgG.

Whole cell lysate from Hela cells at 1mg for IP, 20% of IP loaded.

Subsequent WB detection was performed with 1 µg/ml ab71149.

Chemiluminescence with an exposure time of 30 seconds.

Immunoprecipitation - Anti-Calcineurin A antibody (ab71149)

Please note: All products are "FOR RESEARCH USE ONLY. NOT FOR USE IN DIAGNOSTIC PROCEDURES"

Our Promise to you: Quality guaranteed and expert technical support

- Replacement or refund for products not performing as stated on the datasheet
- Valid for 12 months from date of delivery

- Response to your inquiry within 24 hours
- We provide support in Chinese, English, French, German, Japanese and Spanish
- Extensive multi-media technical resources to help you
- We investigate all quality concerns to ensure our products perform to the highest standards

If the product does not perform as described on this datasheet, we will offer a refund or replacement. For full details of the Abpromise, please visit <https://www.abcam.cn/abpromise> or contact our technical team.

Terms and conditions

- Guarantee only valid for products bought direct from Abcam or one of our authorized distributors