

Anti-C9 antibody ab118902

4 图像

概述

| | |
|-------|---|
| 产品名称 | Anti-C9抗体 |
| 描述 | 兔多克隆抗体to C9 |
| 宿主 | Rabbit |
| 经测试应用 | 适用于: WB, IHC-P, ICC/IF |
| 种属反应性 | 与反应: Human |
| 免疫原 | Recombinant Human C9 protein. |
| 阳性对照 | Human Small Intestine, Vessels Human Placenta methanol-fixed HepG2 Raji cell lysate |
| 常规说明 | <p>The Life Science industry has been in the grips of a reproducibility crisis for a number of years. Abcam is leading the way in addressing this with our range of recombinant monoclonal antibodies and knockout edited cell lines for gold-standard validation. Please check that this product meets your needs before purchasing.</p> <p>If you have any questions, special requirements or concerns, please send us an inquiry and/or contact our Support team ahead of purchase. Recommended alternatives for this product can be found below, along with publications, customer reviews and Q&As</p> |

性能

| | |
|------|--|
| 形式 | Liquid |
| 存放说明 | Shipped at 4°C. Upon delivery aliquot and store at -20°C. Avoid freeze / thaw cycles. |
| 存储溶液 | pH: 7.00 Preservative: 0.01% Thimerosal (merthiolate) Constituents: 10% Glycerol (glycerin, glycerine), Tris glycine |
| 纯度 | Immunogen affinity purified |
| 克隆 | 多克隆 |
| 同种型 | IgG |

应用

The Abpromise guarantee **Abpromise™**承诺保证使用ab118902于以下的经测试应用

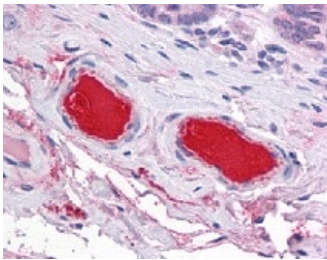
“应用说明”部分 下显示的仅为推荐的起始稀释度;实际最佳的稀释度/浓度应由使用者检定。

| 应用 | Ab评论 | 说明 |
|--------|------|---|
| WB | | 1/500 - 1/3000. Predicted molecular weight: 62 kDa. |
| IHC-P | | Use a concentration of 10 µg/ml. |
| ICC/IF | | 1/100 - 1/200. |

靶标

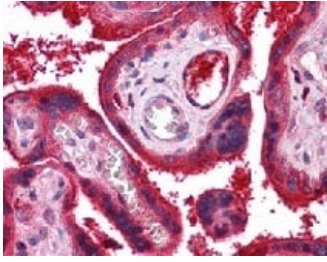
| | |
|--------------|--|
| 功能 | Constituent of the membrane attack complex (MAC) that plays a key role in the innate and adaptive immune response by forming pores in the plasma membrane of target cells. C9 is the pore-forming subunit of the MAC. |
| 组织特异性 | Plasma. |
| 疾病相关 | Defects in C9 are a cause of complement component 9 deficiency (C9D) [MIM:613825]. A rare defect of the complement classical pathway associated with susceptibility to severe recurrent infections, predominantly by <i>Neisseria gonorrhoeae</i> or <i>Neisseria meningitidis</i> . |
| 序列相似性 | Belongs to the complement C6/C7/C8/C9 family. Contains 1 EGF-like domain. Contains 1 LDL-receptor class A domain. Contains 1 MACPF domain. Contains 1 TSP type-1 domain. |
| 翻译后修饰 | Thrombin cleaves factor C9 to produce C9a and C9b. Phosphorylation sites are present in the extracellular medium. |
| 细胞定位 | Secreted. Cell membrane. Secreted as soluble monomer. Oligomerizes at target membranes, forming a pre-pore. A conformation change then leads to the formation of a 100 Angstrom diameter pore. |

图片



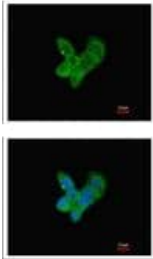
Immunohistochemistry analysis (Formalin-Fixed, Paraffin-Embedded) of Human Small Intestine, Vessels stained with ab118902 at 10 µg/ml

Immunohistochemistry (Formalin/PFA-fixed paraffin-embedded sections) - Anti-C9 antibody (ab118902)




Immunohistochemistry analysis (Formalin-Fixed, Paraffin-Embedded) of Human Placenta stained with ab118902 at 10 µg/ml

Immunohistochemistry (Formalin/PFA-fixed paraffin-embedded sections) - Anti-C9 antibody (ab118902)



Immunofluorescence analysis of methanol-fixed HepG2, using ab118902 at 1:200 dilution.

Immunocytochemistry/ Immunofluorescence - Anti-C9 antibody (ab118902)



Anti-C9 antibody (ab118902) at 1/500 dilution + Raji cell lysate at 30 µg

Predicted band size: 62 kDa

Western blot - Anti-C9 antibody (ab118902)

Please note: All products are "FOR RESEARCH USE ONLY. NOT FOR USE IN DIAGNOSTIC PROCEDURES"

Our Abpromise to you: Quality guaranteed and expert technical support

- Replacement or refund for products not performing as stated on the datasheet
- Valid for 12 months from date of delivery
- Response to your inquiry within 24 hours
- We provide support in Chinese, English, French, German, Japanese and Spanish
- Extensive multi-media technical resources to help you

- We investigate all quality concerns to ensure our products perform to the highest standards

If the product does not perform as described on this datasheet, we will offer a refund or replacement. For full details of the Abpromise, please visit <https://www.abcam.cn/abpromise> or contact our technical team.

Terms and conditions

- Guarantee only valid for products bought direct from Abcam or one of our authorized distributors