

Anti-C12orf34 antibody ab122626

[2 References](#) [6 图像](#)

概述

产品名称	Anti-C12orf34抗体
描述	兔多克隆抗体to C12orf34
宿主	Rabbit
经测试应用	适用于: WB, IHC-P, ICC/IF
种属反应性	与反应: Human
免疫原	antigen sequence: PSIHSLLYQL NQQCQAPGAA PPACQGMAIP HPSPAKHGVP PSFPSMAYSA AAGLPDCRKG TELGQGATQA LTLAGAAKPA GYADSGLDYL LWPQKP, corresponding to amino acids 197-292 of Human C12orf34. Run BLAST with ExpASY Run BLAST with NCBI
阳性对照	IHC-P: Human stomach, testis, and cerebral cortex tissues; ICC: U 251 MG cells; WB: SH-SY5Y whole cell lysate.
常规说明	<p>The Life Science industry has been in the grips of a reproducibility crisis for a number of years. Abcam is leading the way in addressing this with our range of recombinant monoclonal antibodies and knockout edited cell lines for gold-standard validation. Please check that this product meets your needs before purchasing.</p> <p>If you have any questions, special requirements or concerns, please send us an inquiry and/or contact our Support team ahead of purchase. Recommended alternatives for this product can be found below, along with publications, customer reviews and Q&As</p>

性能

形式	Liquid
存放说明	Shipped at 4°C. Upon delivery aliquot and store at -20°C. Avoid repeated freeze / thaw cycles.
存储溶液	pH: 7.20 Preservative: 0.02% Sodium azide Constituents: 59% PBS, 40% Glycerol (glycerin, glycerine)
纯度	Immunogen affinity purified
克隆	多克隆
同种型	IgG

应用

The Abpromise guarantee

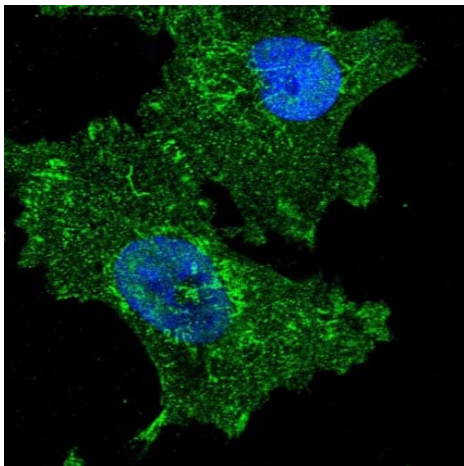
Abpromise™承诺保证使用ab122626于以下的经测试应用

“应用说明”部分 下显示的仅为推荐的起始稀释度;实际最佳的稀释度/浓度应由使用者检定。

应用	Ab评论	说明
WB		Use a concentration of 0.04 - 0.4 µg/ml.
IHC-P		1/200 - 1/500. Perform heat mediated antigen retrieval with citrate buffer pH 6 before commencing with IHC staining protocol.
ICC/IF		Use a concentration of 0.25 - 2 µg/ml.

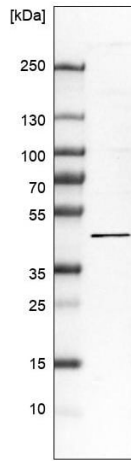
靶标

图片



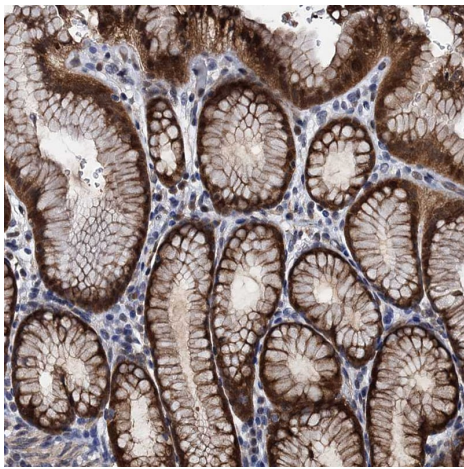
Immunofluorescent staining of Human cell line U-251 MG shows positivity in nucleus but not nucleoli, plasma membrane, mitochondria and focal adhesions. Recommended concentration of ab122626 1-4 µg/ml. Cells treated with PFA/Triton X-100.

Immunocytochemistry/ Immunofluorescence - Anti-C12orf34 antibody (ab122626)



Western blot - Anti-C12orf34 antibody (ab122626)

Anti-C12orf34 antibody (ab122626) + SH-SY5Y (human neuroblastoma cell line from bone marrow) whole cell lysate



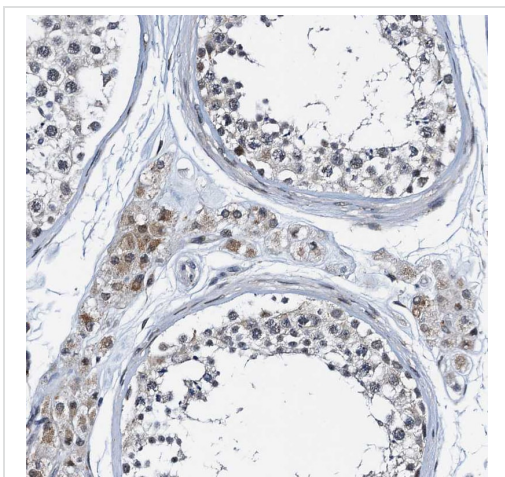
Immunohistochemistry (Formalin/PFA-fixed paraffin-embedded sections) - Anti-C12orf34 antibody (ab122626)

Immunohistochemistry (Formalin/PFA-fixed paraffin-embedded sections) analysis of stomach tissue labelling C12orf34 with ab122626 at 1/200 dilution. Heat mediated antigen retrieval performed with citrate buffer pH 6 before commencing with IHC staining protocol.



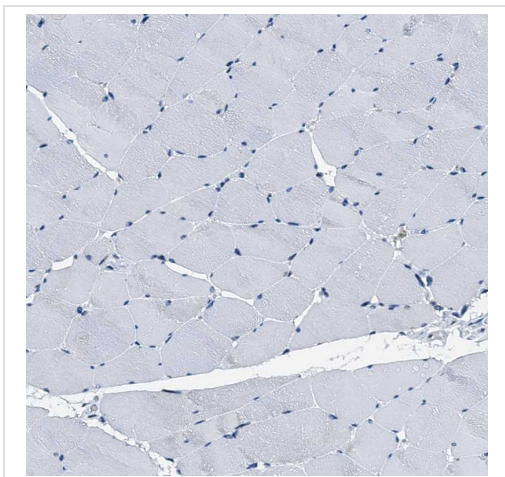
Immunohistochemistry (Formalin/PFA-fixed paraffin-embedded sections) - Anti-C12orf34 antibody (ab122626)

Immunohistochemistry (Formalin/PFA-fixed paraffin-embedded sections) analysis of cerebral cortex tissue labelling C12orf34 with ab122626 at 1/200 dilution. Heat mediated antigen retrieval performed with citrate buffer pH 6 before commencing with IHC staining protocol.



Immunohistochemistry (Formalin/PFA-fixed paraffin-embedded sections) - Anti-C12orf34 antibody (ab122626)

Immunohistochemistry (Formalin/PFA-fixed paraffin-embedded sections) analysis of testis tissue labelling C12orf34 with ab122626 at 1/200 dilution. Heat mediated antigen retrieval performed with citrate buffer pH 6 before commencing with IHC staining protocol.



Immunohistochemistry (Formalin/PFA-fixed paraffin-embedded sections) - Anti-C12orf34 antibody (ab122626)

Immunohistochemistry (Formalin/PFA-fixed paraffin-embedded sections) analysis of skeletal muscle tissue labelling C12orf34 with ab122626 at 1/200 dilution. Heat mediated antigen retrieval performed with citrate buffer pH 6 before commencing with IHC staining protocol. No positivity in myocytes as expected.

Please note: All products are "FOR RESEARCH USE ONLY. NOT FOR USE IN DIAGNOSTIC PROCEDURES"

Our Abpromise to you: Quality guaranteed and expert technical support

- Replacement or refund for products not performing as stated on the datasheet
- Valid for 12 months from date of delivery
- Response to your inquiry within 24 hours
- We provide support in Chinese, English, French, German, Japanese and Spanish
- Extensive multi-media technical resources to help you
- We investigate all quality concerns to ensure our products perform to the highest standards

If the product does not perform as described on this datasheet, we will offer a refund or replacement. For full details of the Abpromise, please visit <https://www.abcam.cn/abpromise> or contact our technical team.

Terms and conditions

- Guarantee only valid for products bought direct from Abcam or one of our authorized distributors