


### Anti-BZW 1/Protein Orf antibody ab85090

★★★★☆ [4 Abreviews](#) [6 References](#) [2 图像](#)

#### 概述

产品名称	Anti-BZW1/蛋白Orf抗体
描述	兔多克隆抗体to BZW1/蛋白Orf
宿主	Rabbit
经测试应用	适用于: WB, IHC-P
种属反应性	与反应: Human 预测可用于: Mouse 
免疫原	Synthetic peptide corresponding to Human BZW1/Protein Orf (C terminal). (BAD96965)
阳性对照	Lymph nodes, HeLa , HepG2 and MCF7 cell lysate
常规说明	<p>The Life Science industry has been in the grips of a reproducibility crisis for a number of years. Abcam is leading the way in addressing this with our range of recombinant monoclonal antibodies and knockout edited cell lines for gold-standard validation. Please check that this product meets your needs before purchasing.</p> <p>If you have any questions, special requirements or concerns, please send us an inquiry and/or contact our Support team ahead of purchase. Recommended alternatives for this product can be found below, along with publications, customer reviews and Q&amp;As</p>

#### 性能

形式	Lyophilized:Reconstitute in 200ul sterile H <sub>2</sub> O.
存放说明	Shipped at 4°C. Upon delivery aliquot and store at -20°C. Avoid freeze / thaw cycles.
存储溶液	Preservative: 0.02% Sodium azide Constituent: 0.5% BSA
纯度	Immunogen affinity purified
克隆	多克隆
同种型	IgG

#### 应用

The Abpromise guarantee

**Abpromise™** 承诺保证使用ab85090于以下的经测试应用

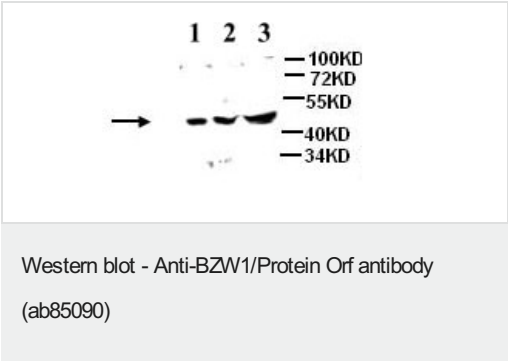
“应用说明”部分 下显示的仅为推荐的起始稀释度;实际最佳的稀释度/浓度应由使用者检定。

应用	Ab评论	说明
WB	★★★★★ (2)	1/250 - 1/1000. Predicted molecular weight: 48 kDa.
IHC-P		1/50 - 1/200.

靶标

功能	Enhances histone H4 gene transcription but does not seem to bind DNA directly.
序列相似性	Belongs to the BZW family. Contains 1 W2 domain.
发展阶段	Expressed in day 3 embryo.

图片



**All lanes :** Anti-BZW1/Protein Orf antibody (ab85090) at 1/500 dilution

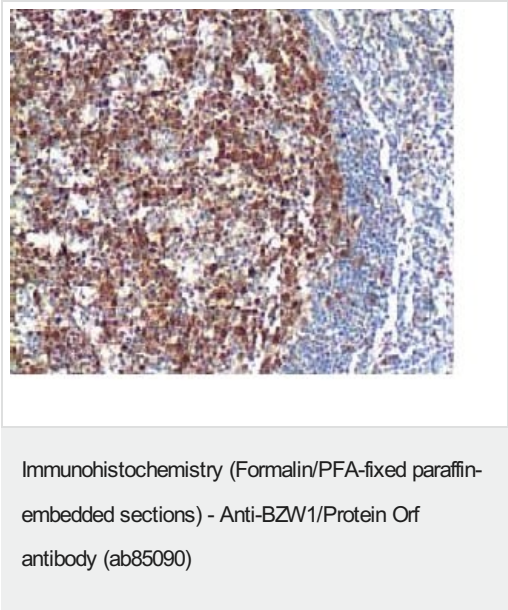
**Lane 1 :** HepG2 cell lysate

**Lane 2 :** HeLa cell lysate

**Lane 3 :** MCF7 cell lysate

**Predicted band size:** 48 kDa

**Observed band size:** 48 kDa



Immunohistochemical analysis of BZW1/Protein Orf expression in paraffin embedded formalin fixed lymph node section using 1/100 ab85090. note cytoplasmic staining.

**Please note:** All products are "FOR RESEARCH USE ONLY. NOT FOR USE IN DIAGNOSTIC PROCEDURES"

### **Our Abpromise to you: Quality guaranteed and expert technical support**

---

- Replacement or refund for products not performing as stated on the datasheet
- Valid for 12 months from date of delivery
- Response to your inquiry within 24 hours
- We provide support in Chinese, English, French, German, Japanese and Spanish
- Extensive multi-media technical resources to help you
- We investigate all quality concerns to ensure our products perform to the highest standards

If the product does not perform as described on this datasheet, we will offer a refund or replacement. For full details of the Abpromise, please visit <https://www.abcam.cn/abpromise> or contact our technical team.

### **Terms and conditions**

---

- Guarantee only valid for products bought direct from Abcam or one of our authorized distributors