


Anti-Bmi1 antibody ab85688

★★★★★ [1 Abreviews](#) [7 References](#) [3 图像](#)

概述

产品名称	Anti-Bmi1抗体
描述	兔多克隆抗体to Bmi1
宿主	Rabbit
经测试应用	适用于: ICC/IF, WB, IP, IHC-P
种属反应性	与反应: Mouse, Human 预测可用于: Rat, Rabbit, Horse, Chicken, Guinea pig, Cow, Dog, Pig, Chimpanzee, Rhesus monkey, Gorilla, Orangutan, Xenopus tropicalis, Platypus 
免疫原	Synthetic peptide, corresponding to a region between amino acids 276-326 of Human Bmi1 (NP_005171.4)
常规说明	<p>The Life Science industry has been in the grips of a reproducibility crisis for a number of years. Abcam is leading the way in addressing this with our range of recombinant monoclonal antibodies and knockout edited cell lines for gold-standard validation. Please check that this product meets your needs before purchasing.</p> <p>If you have any questions, special requirements or concerns, please send us an inquiry and/or contact our Support team ahead of purchase. Recommended alternatives for this product can be found below, along with publications, customer reviews and Q&As</p>

性能

形式	Liquid
存放说明	Shipped at 4°C. Upon delivery aliquot and store at -20°C. Avoid freeze / thaw cycles.
存储溶液	pH: 7 Preservative: 0.09% Sodium azide Constituents: Tris buffered saline, 0.1% BSA
纯度	Immunogen affinity purified
克隆	多克隆
同种型	IgG

应用

The Abpromise guarantee

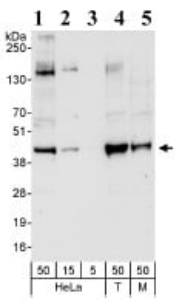
Abpromise™承诺保证使用ab85688于以下的经测试应用

“应用说明”部分 下显示的仅为推荐的起始稀释度;实际最佳的稀释度/浓度应由使用者检定。

应用	Ab评论	说明
ICC/IF		Use at an assay dependent concentration.
WB		1/2000 - 1/10000. Predicted molecular weight: 37 kDa.
IP		Use at 2-5 µg/mg of lysate.
IHC-P	★★★★★ (1)	1/500 - 1/2000. Perform heat mediated antigen retrieval with citrate buffer pH 6 before commencing with IHC staining protocol.

靶标	
功能	Component of the Polycomb group (PcG) multiprotein PRC1 complex, a complex required to maintain the transcriptionally repressive state of many genes, including Hox genes, throughout development. PcG PRC1 complex acts via chromatin remodeling and modification of histones; it mediates monoubiquitination of histone H2A 'Lys-119', rendering chromatin heritably changed in its expressibility. In the PRC1 complex, it is required to stimulate the E3 ubiquitin-protein ligase activity of RNF2/RING2.
序列相似性	Contains 1 RING-type zinc finger.
翻译后修饰	Monoubiquitinated (By similarity). May be polyubiquitinated; which does not lead to proteasomal degradation.
细胞定位	Nucleus. Cytoplasm.

图片



All lanes : Anti-Bmi1 antibody (ab85688) at 0.1 µg/ml

Lane 1 : HeLa cell lysate at 50 µg

Lane 2 : HeLa cell lysate at 15 µg

Lane 3 : HeLa cell lysate at 5 µg

Lane 4 : 293T cell lysate at 50 µg

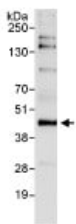
Lane 5 : NIH3T3 cell lysate at 50 µg

Predicted band size: 37 kDa

Observed band size: 40 kDa

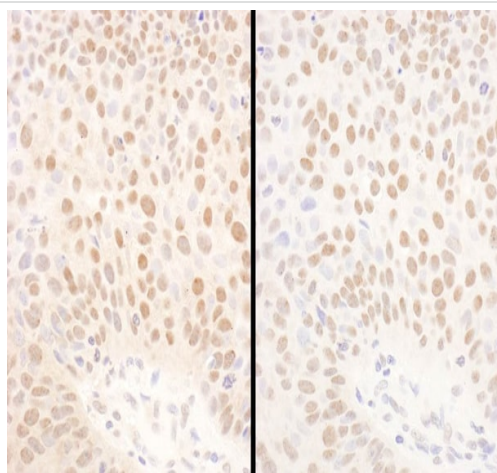
Additional bands at: 140 kDa, 55 kDa. We are unsure as to the identity of these extra bands.

Western blot - Anti-Bmi1 antibody (ab85688)



Immunoprecipitation - Anti-Bmi1 antibody (ab85688)

Detection of Human Bmi1 by immunoprecipitation. Sample: HeLa Whole cell lysate (1 mg for IP, 20% of IP loaded). ab85688 at 3 ug/mg lysate was used for IP, and at 1ug/ml for subsequent WB detection.



Immunohistochemistry (Formalin/PFA-fixed paraffin-embedded sections) - Anti-Bmi1 antibody (ab85688)

Immunohistochemistry (Formalin/PFA-fixed paraffin-embedded sections) analysis of human lung carcinoma tissue labelling Bmi1 with ab85688 at 1/1000 (1µg/ml). Detection: DAB.

Please note: All products are "FOR RESEARCH USE ONLY. NOT FOR USE IN DIAGNOSTIC PROCEDURES"

Our Abpromise to you: Quality guaranteed and expert technical support

- Replacement or refund for products not performing as stated on the datasheet
- Valid for 12 months from date of delivery
- Response to your inquiry within 24 hours
- We provide support in Chinese, English, French, German, Japanese and Spanish
- Extensive multi-media technical resources to help you
- We investigate all quality concerns to ensure our products perform to the highest standards

If the product does not perform as described on this datasheet, we will offer a refund or replacement. For full details of the Abpromise, please visit <https://www.abcam.cn/abpromise> or contact our technical team.

Terms and conditions

- Guarantee only valid for products bought direct from Abcam or one of our authorized distributors