

Anti-BCAT2 antibody ab95976

7 References **3 图像**

概述

产品名称	Anti-BCAT2抗体
描述	兔多克隆抗体to BCAT2
宿主	Rabbit
经测试应用	适用于: WB, IHC-P, ICC/IF
种属反应性	与反应: Mouse, Human 预测可用于: Cow 
免疫原	Recombinant fragment containing a sequence corresponding to a region within amino acids 25-302 of Human BCAT2 (NP_001181).
阳性对照	Raji whole cell lysates; A431 cells; Ca922; H1299, HeLaS3, HepG2, Molt4 cells
常规说明	<p>The Life Science industry has been in the grips of a reproducibility crisis for a number of years. Abcam is leading the way in addressing this with our range of recombinant monoclonal antibodies and knockout edited cell lines for gold-standard validation. Please check that this product meets your needs before purchasing.</p> <p>If you have any questions, special requirements or concerns, please send us an inquiry and/or contact our Support team ahead of purchase. Recommended alternatives for this product can be found below, along with publications, customer reviews and Q&As</p>

性能

形式	Liquid
存放说明	Shipped at 4°C. Upon delivery aliquot and store at -20°C. Avoid repeated freeze / thaw cycles.
存储溶液	<p>pH: 7.00</p> <p>Preservative: 0.025% Proclin 300</p> <p>Constituents: 78% PBS, 1% BSA, 20% Glycerol (glycerin, glycerine)</p>
纯度	Immunogen affinity purified
克隆	多克隆
同种型	IgG

应用

The Abpromise guarantee Abpromise™承诺保证使用ab95976于以下的经测试应用


“应用说明”部分 下显示的仅为推荐的起始稀释度;实际最佳的稀释度/浓度应由使用者检定。

应用	Ab评论	说明
WB		1/500 - 1/3000. Predicted molecular weight: 44 kDa.
IHC-P		1/100 - 1/500.
ICC/IF		1/100 - 1/200.

靶标

功能	Catalyzes the first reaction in the catabolism of the essential branched chain amino acids leucine, isoleucine, and valine. May also function as a transporter of branched chain alpha-keto acids.
组织特异性	Ubiquitous.
序列相似性	Belongs to the class-IV pyridoxal-phosphate-dependent aminotransferase family.
细胞定位	Cytoplasm and Mitochondrion.

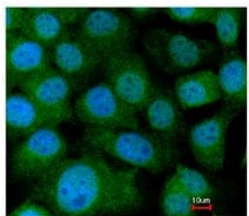
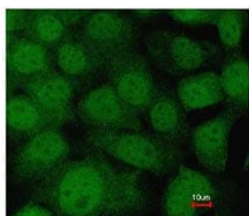
图片



Anti-BCAT2 antibody (ab95976) at 1/1000 dilution + Raji whole cell lysate at 30 µg

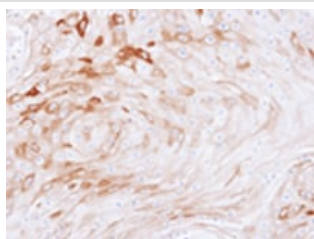
Predicted band size: 44 kDa

10% SDS-PAGE



Immunocytochemistry/ Immunofluorescence - Anti-BCAT2 antibody (ab95976)

ab95976, at 1/200 dilution, staining BCAT2 in paraformaldehyde-fixed A431 cells by Immunofluorescence. Lower image is merged with DNA probe.



Immunohistochemistry (Formalin/PFA-fixed paraffin-embedded sections) - Anti-BCAT2 antibody (ab95976)

Paraffin embedded Ca922 tissue stained for BCAT2 using ab95976 at 1/100 dilution in immunohistochemical analysis.

Please note: All products are "FOR RESEARCH USE ONLY. NOT FOR USE IN DIAGNOSTIC PROCEDURES"

Our Abpromise to you: Quality guaranteed and expert technical support

- Replacement or refund for products not performing as stated on the datasheet
- Valid for 12 months from date of delivery
- Response to your inquiry within 24 hours
- We provide support in Chinese, English, French, German, Japanese and Spanish

- Extensive multi-media technical resources to help you
- We investigate all quality concerns to ensure our products perform to the highest standards

If the product does not perform as described on this datasheet, we will offer a refund or replacement. For full details of the Abpromise, please visit <https://www.abcam.cn/abpromise> or contact our technical team.

Terms and conditions

- Guarantee only valid for products bought direct from Abcam or one of our authorized distributors