



### Anti-Bax antibody ab216494

**10 References**   **2 图像**

#### 概述

产品名称	Anti-Bax抗体
描述	小鼠多克隆抗体to Bax
宿主	Mouse
经测试应用	适用于: ICC/IF, WB
种属反应性	与反应: Mouse, Human
免疫原	Synthetic peptide within Human Bax aa 50-150 conjugated to keyhole limpet haemocyanin. The exact immunogen sequence used to generate this antibody is proprietary information. If additional detail on the immunogen is needed to determine the suitability of the antibody for your needs, please <b>contact</b> our Scientific Support team to discuss your requirements. Database link: <b>Q07812</b>
	 <b>Run BLAST with</b>  <b>Run BLAST with</b>
阳性对照	WB: Mouse cerebrum lysate. ICC: HeLa cells
常规说明	<p>The Life Science industry has been in the grips of a reproducibility crisis for a number of years. Abcam is leading the way in addressing this with our range of recombinant monoclonal antibodies and knockout edited cell lines for gold-standard validation. Please check that this product meets your needs before purchasing.</p> <p>If you have any questions, special requirements or concerns, please send us an inquiry and/or contact our Support team ahead of purchase. Recommended alternatives for this product can be found below, along with publications, customer reviews and Q&amp;As</p>

#### 性能

形式	Liquid
存放说明	Shipped at 4°C. Store at +4°C short term (1-2 weeks). Upon delivery aliquot. Store at -20°C long term. Avoid freeze / thaw cycle.
存储溶液	pH: 7.40 Preservative: 0.02% Proclin 300 Constituents: 50% Glycerol (glycerin, glycerine), 1% BSA, 48.98% TBS, 1X
纯度	Protein A purified
克隆	多克隆
同种型	IgG

应用

**The Abpromise guarantee**      **Abpromise™**承诺保证使用ab216494于以下的经测试应用

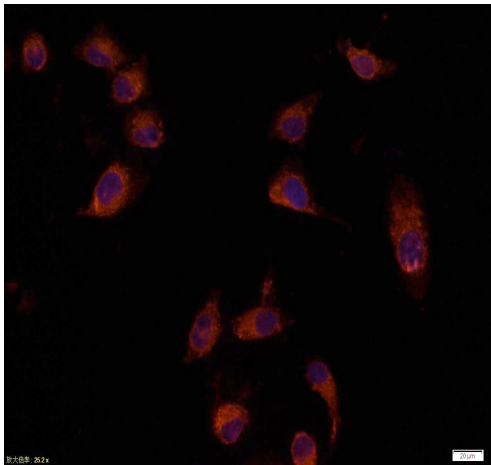
“应用说明”部分 下显示的仅为推荐的起始稀释度;实际最佳的稀释度/浓度应由使用者检定。

应用	Ab评论	说明
ICC/IF		1/100.
WB		1/100 - 1/1000. Detects a band of approximately 21 kDa (predicted molecular weight: 21 kDa).

靶标

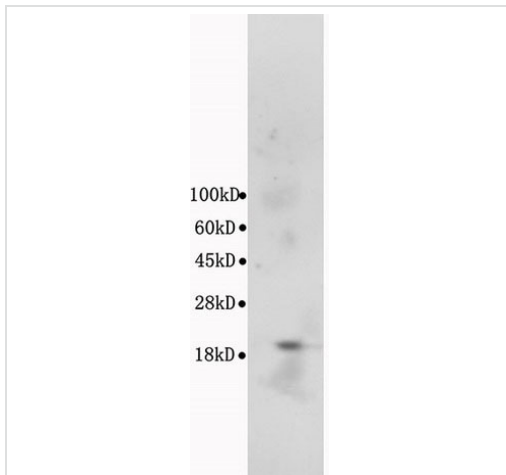
功能	Accelerates programmed cell death by binding to, and antagonizing the apoptosis repressor BCL2 or its adenovirus homolog E1B 19k protein. Under stress conditions, undergoes a conformation change that causes translocation to the mitochondrion membrane, leading to the release of cytochrome c that then triggers apoptosis. Promotes activation of CASP3, and thereby apoptosis.
组织特异性	Expressed in a wide variety of tissues. Isoform Psi is found in glial tumors. Isoform Alpha is expressed in spleen, breast, ovary, testis, colon and brain, and at low levels in skin and lung. Isoform Sigma is expressed in spleen, breast, ovary, testis, lung, colon, brain and at low levels in skin. Isoform Alpha and isoform Sigma are expressed in pro-myelocytic leukemia, histiocytic lymphoma, Burkitt's lymphoma, T-cell lymphoma, lymphoblastic leukemia, breast adenocarcinoma, ovary adenocarcinoma, prostate carcinoma, prostate adenocarcinoma, lung carcinoma, epidermoid carcinoma, small cell lung carcinoma and colon adenocarcinoma cell lines.
序列相似性	Belongs to the Bcl-2 family.
结构域	Intact BH3 motif is required by BIK, BID, BAK, BAD and BAX for their pro-apoptotic activity and for their interaction with anti-apoptotic members of the Bcl-2 family.
细胞定位	Cytoplasm and Mitochondrion membrane. Cytoplasm. Colocalizes with 14-3-3 proteins in the cytoplasm. Under stress conditions, undergoes a conformation change that causes release from JNK-phosphorylated 14-3-3 proteins and translocation to the mitochondrion membrane.

图片



Immunocytochemistry/ Immunofluorescence - Anti-Bax antibody (ab216494)

HeLa cell; 4% Paraformaldehyde-fixed; Triton X-100 at room temperature for 20 min; Blocking buffer (normal goat serum, C-0005) at 37°C for 20 min; Antibody incubation with (Bax) polyclonal Antibody, Unconjugated (ab216494) 1:100, 90 minutes at 37°C; followed by a CY3 conjugated Goat Anti-Mouse IgG antibody at 37°C for 90 minutes, DAPI (blue, C02-04002) was used to stain the cell nuclei



Western blot - Anti-Bax antibody (ab216494)

Anti-Bax antibody (ab216494) at 1/300 dilution + mouse cerebrum lysate

**Predicted band size:** 21 kDa

**Observed band size:** 21 kDa

**Please note:** All products are "FOR RESEARCH USE ONLY. NOT FOR USE IN DIAGNOSTIC PROCEDURES"

### Our Abpromise to you: Quality guaranteed and expert technical support

- Replacement or refund for products not performing as stated on the datasheet
- Valid for 12 months from date of delivery

- Response to your inquiry within 24 hours
- We provide support in Chinese, English, French, German, Japanese and Spanish
- Extensive multi-media technical resources to help you
- We investigate all quality concerns to ensure our products perform to the highest standards

If the product does not perform as described on this datasheet, we will offer a refund or replacement. For full details of the Abpromise, please visit <https://www.abcam.cn/abpromise> or contact our technical team.

#### **Terms and conditions**

---

- Guarantee only valid for products bought direct from Abcam or one of our authorized distributors