


Anti-ARIP4 antibody ab86063

[1 References](#) [3 图像](#)

概述

| | |
|-------|---|
| 产品名称 | Anti-ARIP4抗体 |
| 描述 | 兔多克隆抗体to ARIP4 |
| 宿主 | Rabbit |
| 经测试应用 | 适用于: WB, IP, IHC-P |
| 种属反应性 | 与反应: Human 预测可用于: Mouse, Rat, Rabbit, Horse, Guinea pig, Cow, Dog, Pig, Chimpanzee, Ferret, Gorilla, Chinese hamster, Elephant  |
| 免疫原 | Synthetic peptide corresponding to Human ARIP4 aa 75-125. Database link: NP_055921.2 |
| 阳性对照 | HeLa whole cell lysate. |
| 常规说明 | <p>The Life Science industry has been in the grips of a reproducibility crisis for a number of years. Abcam is leading the way in addressing this with our range of recombinant monoclonal antibodies and knockout edited cell lines for gold-standard validation. Please check that this product meets your needs before purchasing.</p> <p>If you have any questions, special requirements or concerns, please send us an inquiry and/or contact our Support team ahead of purchase. Recommended alternatives for this product can be found below, along with publications, customer reviews and Q&As</p> |

性能

| | |
|------|--|
| 形式 | Liquid |
| 存放说明 | Shipped at 4°C. Upon delivery aliquot and store at -20°C. Avoid freeze / thaw cycles. |
| 存储溶液 | pH: 6.8 Preservative: 0.09% Sodium azide Constituents: 0.1% BSA, Tris buffered saline |
| 纯度 | Immunogen affinity purified |
| 纯化说明 | ab86063 was affinity purified using an epitope specific to ARIP4 immobilized on solid support. |
| 克隆 | 多克隆 |
| 同种型 | IgG |

应用

The Abpromise guarantee

Abpromise™ 承诺保证使用 ab86063 于以下的经测试应用

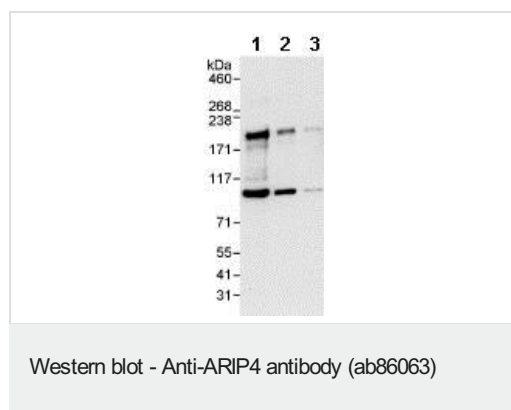
“应用说明”部分 下显示的仅为推荐的起始稀释度;实际最佳的稀释度/浓度应由使用者检定。

| 应用 | Ab评论 | 说明 |
|-------|------|---|
| WB | | 1/2000 - 1/10000. Detects a band of approximately 190 kDa (predicted molecular weight: 163 kDa). |
| IP | | Use at 2-5 µg/mg of lysate. |
| IHC-P | | 1/100 - 1/500. Perform heat mediated antigen retrieval with citrate buffer pH 6 before commencing with IHC staining protocol. |

靶标

| | |
|-------|--|
| 功能 | DNA helicase that modulates androgen receptor (AR)-dependent transactivation in a promoter-dependent manner. Not able to remodel mononucleosomes in vitro. |
| 序列相似性 | Belongs to the SNF2/RAD54 helicase family. Contains 1 helicase ATP-binding domain. Contains 1 helicase C-terminal domain. |
| 结构域 | Leu-Xaa-Xaa-Leu-Leu (LXXLL) motifs are known to be important for the association with nuclear receptors. |
| 翻译后修饰 | Sumoylated. |
| 细胞定位 | Nucleus. Localizes in speckle-like nuclear compartments. |

图片



All lanes : Anti-ARIP4 antibody (ab86063) at 0.04 µg/ml

Lane 1 : HeLa whole cell lysate at 50 µg

Lane 2 : HeLa whole cell lysate at 15 µg

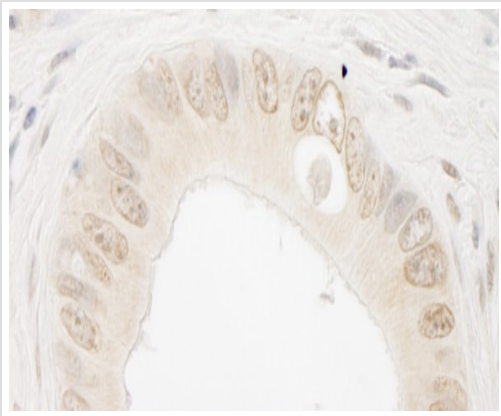
Lane 3 : HeLa whole cell lysate at 5 µg

Predicted band size: 163 kDa

Observed band size: 190 kDa

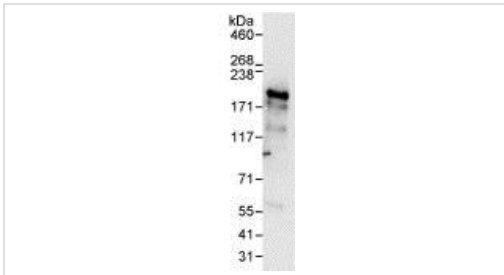
Additional bands at: 100 kDa. We are unsure as to the identity of these extra bands.

Exposure time: 30 seconds



Immunohistochemistry (Formalin/PFA-fixed paraffin-embedded sections) - Anti-ARIP4 antibody (ab86063)

Immunohistochemistry (Formalin/PFA-fixed paraffin-embedded sections) analysis of human colon carcinoma tissue labelling ARIP4 with ab86063 at 1/1200 (1 µg/ml). Detection: DAB.



Immunoprecipitation - Anti-ARIP4 antibody (ab86063)

Detection of ARIP4 by Western Blot of Immunoprecipitate. ab86063 at 1 µg/ml staining ARIP4 in HeLa whole cell lysate immunoprecipitated using ab86063 at 3 µg/mg lysate (1 mg/IP; 20% of IP loaded/lane). Detection: Chemiluminescence with exposure time of 3 seconds.

Please note: All products are "FOR RESEARCH USE ONLY. NOT FOR USE IN DIAGNOSTIC PROCEDURES"

Our Abpromise to you: Quality guaranteed and expert technical support

- Replacement or refund for products not performing as stated on the datasheet
- Valid for 12 months from date of delivery
- Response to your inquiry within 24 hours
- We provide support in Chinese, English, French, German, Japanese and Spanish
- Extensive multi-media technical resources to help you
- We investigate all quality concerns to ensure our products perform to the highest standards

If the product does not perform as described on this datasheet, we will offer a refund or replacement. For full details of the Abpromise, please visit <https://www.abcam.cn/abpromise> or contact our technical team.

Terms and conditions

- Guarantee only valid for products bought direct from Abcam or one of our authorized distributors

