

Anti-ARID1B antibody [2D2] ab57461

★★★★★ [2 Abreviews](#) [25 References](#) [4 图像](#)

概述

产品名称	Anti-ARID1B抗体[2D2]
描述	小鼠单克隆抗体[2D2] to ARID1B
宿主	Mouse
经测试应用	适用于: WB, IHC-P, ICC/IF, Flow Cyt
种属反应性	与反应: Human
免疫原	Recombinant fragment: PPAKRHEGDM YNMQYSSQQQ EMYNQYGGSY SGPDRRPIQG QYPYPYSRER MQGPGQIQTH GIPPQMMGGP LQSSSSEGPQ QNMWAARNDM PYPYQNR, corresponding to amino acids 1364-1461 of Human ARID1B Run BLAST with ExPASy Run BLAST with NCBI
阳性对照	ICC/IF: HepG2 cells.
常规说明	<p>This product was changed from ascites to tissue culture supernatant on 12 Feb 2019. Please note that the dilutions may need to be adjusted accordingly. If you have any questions, please do not hesitate to contact our scientific support team.</p> <p>The Life Science industry has been in the grips of a reproducibility crisis for a number of years. Abcam is leading the way in addressing this with our range of recombinant monoclonal antibodies and knockout edited cell lines for gold-standard validation. Please check that this product meets your needs before purchasing.</p> <p>If you have any questions, special requirements or concerns, please send us an inquiry and/or contact our Support team ahead of purchase. Recommended alternatives for this product can be found below, along with publications, customer reviews and Q&As</p>

性能

形式	Liquid
存放说明	Shipped at 4°C. Upon delivery aliquot and store at -20°C or -80°C. Avoid repeated freeze / thaw cycles.
存储溶液	pH: 7.40 Constituent: 100% PBS
纯度	Protein A purified
克隆	单克隆
克隆编号	2D2

同种型 IgG2b
轻链类型 kappa

应用

The Abpromise guarantee **Abpromise™**承诺保证使用ab57461于以下的经测试应用

“应用说明”部分 下显示的仅为推荐的起始稀释度;实际最佳的稀释度/浓度应由使用者检定。


应用	Ab评论	说明
WB	★★★★★ (1)	Use at an assay dependent concentration. Predicted molecular weight: 236 kDa.
IHC-P	★★★★★ (1)	Use at an assay dependent concentration.
ICC/IF		Use at an assay dependent concentration.
Flow Cyt		Use at an assay dependent concentration. ab170192 - Mouse monoclonal IgG2b, is suitable for use as an isotype control with this antibody.

靶标

相关性 ARID1B (AT-rich interactive domain-containing protein 1B) is a component of SWI/SNF chromatin remodeling complexes involved in transcriptional activation and repression of select genes by chromatin remodeling. It binds DNA non-specifically and alters DNA-nucleosome topology.

细胞定位 Nuclear

图片

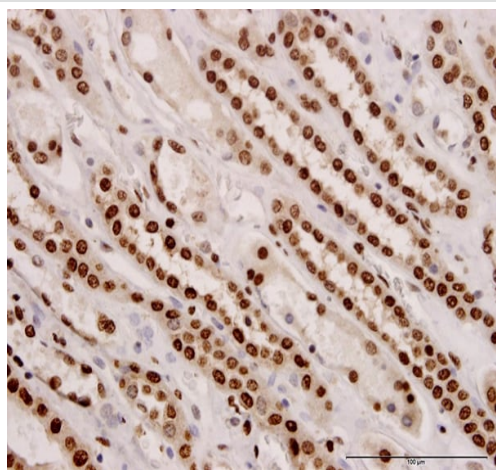


Anti-ARID1B antibody [2D2] (ab57461) at 5 µg/ml + HeLa (human cervix adenocarcinoma epithelial cell) Nuclear Extract at 50 µg

Secondary
Goat Anti-Mouse IgG (H&L)-HRP Conjugate at 1/5000 dilution

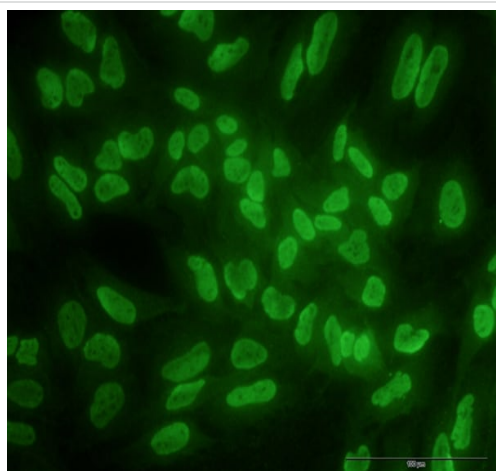
Predicted band size: 236 kDa

Blocking and diluting buffer and concentration: 5% non-fat milk/PBST (0.2%).



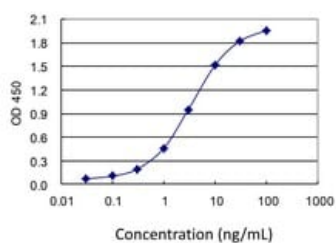
Immunohistochemistry (Formalin/PFA-fixed paraffin-embedded sections) - Anti-ARID1B antibody [2D2] (ab57461)

Immunoperoxidase analysis of formalin-fixed paraffin-embedded human kidney tissue labelling ARID1B with **ab129165** at 3 $\mu\text{g/mL}$ concentration.



Immunocytochemistry/ Immunofluorescence - Anti-ARID1B antibody [2D2] (ab57461)

Immunocytochemistry/Immunofluorescence analysis of HeLa (human cervix adenocarcinoma epithelial cell) cells labelling ARID1B (Green) with **ab129165** at 10 $\mu\text{g/mL}$ concentration.



Sandwich ELISA - Anti-ARID1B antibody [2D2] (ab57461)

Sandwich ELSIA standard curve using ab57461 as a capture antibody. Detection limit for recombinant GST tagged ARID1B is 0.03 ng/mL .

Our Abpromise to you: Quality guaranteed and expert technical support

- Replacement or refund for products not performing as stated on the datasheet
- Valid for 12 months from date of delivery
- Response to your inquiry within 24 hours

- We provide support in Chinese, English, French, German, Japanese and Spanish
- Extensive multi-media technical resources to help you
- We investigate all quality concerns to ensure our products perform to the highest standards

If the product does not perform as described on this datasheet, we will offer a refund or replacement. For full details of the Abpromise, please visit <https://www.abcam.cn/abpromise> or contact our technical team.

Terms and conditions

- Guarantee only valid for products bought direct from Abcam or one of our authorized distributors