


### Anti-ARAP1 antibody ab99382

★★★★★ [1 Abreviews](#) [1 References](#) [2 图像](#)

#### 概述

产品名称	Anti-ARAP1抗体
描述	兔多克隆抗体to ARAP1
宿主	Rabbit
经测试应用	适用于: WB, IP
种属反应性	与反应: Human 预测可用于: Rabbit, Cow, Dog, Pig, Rhesus monkey, Gorilla, Orangutan, Bat, Elephant 
免疫原	Synthetic peptide within Human ARAP1 aa 1150 to the C-terminus. The exact immunogen sequence used to generate this antibody is proprietary information. If additional detail on the immunogen is needed to determine the suitability of the antibody for your needs, please <b>contact</b> our Scientific Support team to discuss your requirements. NP_056057.1 Database link: <a href="#">Q96P48-1</a>
阳性对照	HeLa whole cell lysate.
常规说明	<p>The Life Science industry has been in the grips of a reproducibility crisis for a number of years. Abcam is leading the way in addressing this with our range of recombinant monoclonal antibodies and knockout edited cell lines for gold-standard validation. Please check that this product meets your needs before purchasing.</p> <p>If you have any questions, special requirements or concerns, please send us an inquiry and/or contact our Support team ahead of purchase. Recommended alternatives for this product can be found below, along with publications, customer reviews and Q&amp;As</p>

#### 性能

形式	Liquid
存放说明	Shipped at 4°C. Upon delivery aliquot and store at -20°C. Avoid freeze / thaw cycles.
存储溶液	pH: 7 Preservative: 0.09% Sodium azide Constituent: Tris citrate/phosphate
纯度	Immunogen affinity purified
克隆	多克隆
同种型	IgG

## 应用

**The Abpromise guarantee**      **Abpromise™**承诺保证使用ab99382于以下的经测试应用

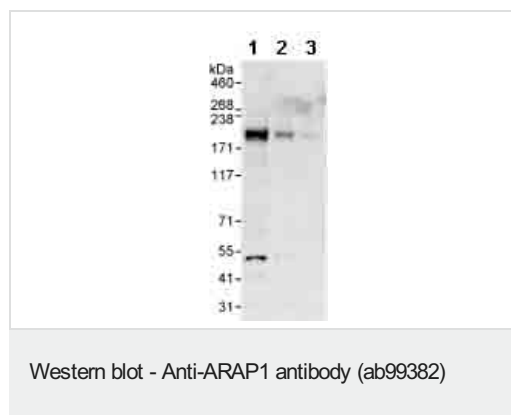
“应用说明”部分 下显示的仅为推荐的起始稀释度;实际最佳的稀释度/浓度应由使用者检定。

应用	Ab评论	说明
WB	★★★★★ (1)	1/2000 - 1/10000. Predicted molecular weight: 136 kDa.
IP		Use at 2-5 µg/mg of lysate.

## 靶标

<b>功能</b>	Phosphatidylinositol-3,4,5-trisphosphate-dependent GTPase-activating protein that modulates actin cytoskeleton remodeling by regulating ARF and RHO family members. Is activated by phosphatidylinositol-3,4,5-trisphosphate (PtdIns(3,4,5)P3) binding. Can be activated by phosphatidylinositol-3,4-bisphosphate (PtdIns(3,4,5)P2) binding, albeit with lower efficiency. Has a preference for ARF1 and ARF5.
<b>组织特异性</b>	Detected in heart, skeletal muscle, spleen, kidney, liver, placenta, lung, peripheral blood leukocytes, adrenal gland, bone marrow, brain, lymph node, mammary gland, prostate, spinal cord, stomach, thyroid and trachea.
<b>序列相似性</b>	Contains 1 Arf-GAP domain. Contains 4 PH domains. Contains 1 Ras-associating domain. Contains 1 Rho-GAP domain. Contains 1 SAM (sterile alpha motif) domain.
<b>细胞定位</b>	Cytoplasm. Golgi apparatus > Golgi stack membrane. Cell membrane. Associated with Golgi stacks in resting cells. Throughout the cytoplasm and in surface protrusion in cells that are in the process of attaching to a surface and spreading.

## 图片



**All lanes** : Anti-ARAP1 antibody (ab99382) at 0.1 µg/ml

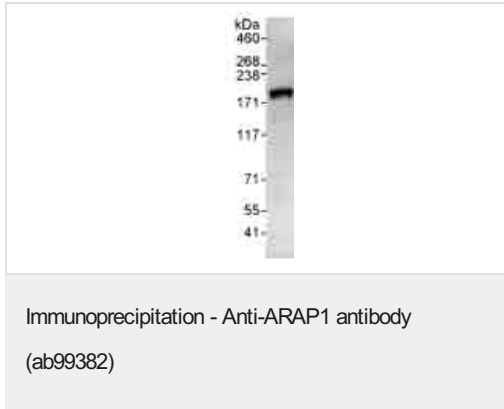
**Lane 1** : HeLa whole cell lysate at 50 µg

**Lane 2** : HeLa whole cell lysate at 15 µg

**Lane 3** : HeLa whole cell lysate at 5 µg

**Predicted band size:** 136 kDa

**Exposure time:** 30 seconds



Detection of ARAP1 by Western Blot of Immunoprecipitate.  
ab99382 at 1 µg/ml staining ARAP1 in HeLa whole cell lysate  
immunoprecipitated using ab99382 at 3 µg/mg lysate (1 mg/IP; 20%  
of IP loaded/lane).

Detection: Chemiluminescence with exposure time of 10 seconds.

**Please note:** All products are "FOR RESEARCH USE ONLY. NOT FOR USE IN DIAGNOSTIC PROCEDURES"

### Our Abpromise to you: Quality guaranteed and expert technical support

---

- Replacement or refund for products not performing as stated on the datasheet
- Valid for 12 months from date of delivery
- Response to your inquiry within 24 hours
- We provide support in Chinese, English, French, German, Japanese and Spanish
- Extensive multi-media technical resources to help you
- We investigate all quality concerns to ensure our products perform to the highest standards

If the product does not perform as described on this datasheet, we will offer a refund or replacement. For full details of the Abpromise, please visit <https://www.abcam.cn/abpromise> or contact our technical team.

### Terms and conditions

---

- Guarantee only valid for products bought direct from Abcam or one of our authorized distributors