

Anti-Apolipoprotein B antibody [7B8] ab39560

2 References 3 图像

概述	
产品名称	Anti-Apolipoprotein B抗体[7B8]
描述	小鼠单克隆抗体[7B8] to Apolipoprotein B
宿主	Mouse
特异性	Ab39560 has specificity for Apolipoprotein B from serum/plasma. No crossreactivity is seen with Apolipoprotein A1.
经测试应用	适用于: IHC-P
种属反应性	与反应: Human
免疫原	Human LDL.
性能	
形式	Liquid
存放说明	Shipped at 4°C. Store at +4°C short term (1-2 weeks). Store at -20°C or -80°C. Avoid freeze / thaw cycle.
存储溶液	pH: 7.40 Preservative: 0.097% Sodium azide Constituents: 0.0268% PBS, 2.9% Sodium chloride
纯度	Protein A purified
克隆	单克隆
克隆编号	7B8
骨髓瘤	x63-Ag8.653
同种型	IgG2b
轻链类型	kappa
应用	

The Abpromise guarantee **Abpromise™**承诺保证使用ab39560于以下的经测试应用

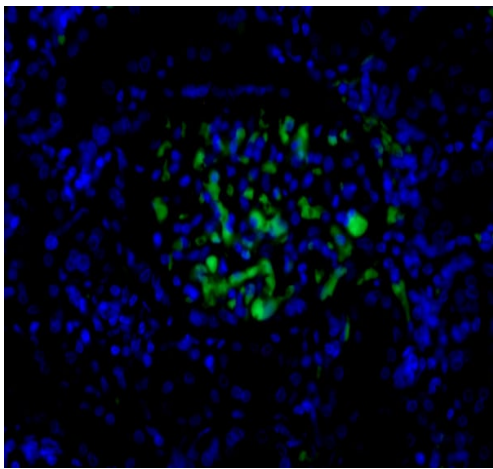
“应用说明”部分 下显示的仅为推荐的起始稀释度;实际最佳的稀释度/浓度应由使用者检定。

应用	Ab评论	说明
IHC-P		1/100 - 1/400.

靶标

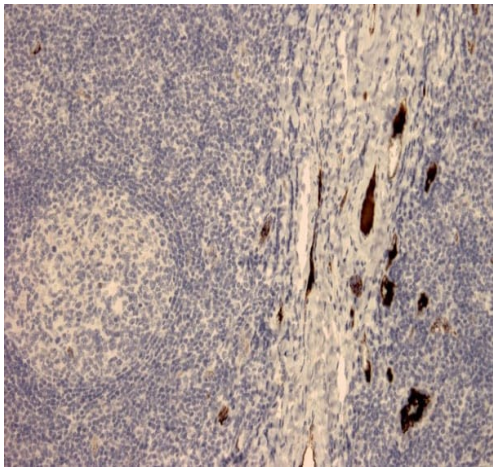
功能	Apolipoprotein B is a major protein constituent of chylomicrons (apo B-48), LDL (apo B-100) and VLDL (apo B-100). Apo B-100 functions as a recognition signal for the cellular binding and internalization of LDL particles by the apoB/E receptor.
疾病相关	Hypobetalipoproteinemia, familial, 1 Familial ligand-defective apolipoprotein B-100 Defects in APOB associated with defects in other genes (polygenic) can contribute to hypocholesterolemia.
序列相似性	Contains 1 vitellogenin domain.
翻译后修饰	Palmitoylated; structural requirement for proper assembly of the hydrophobic core of the lipoprotein particle.
细胞定位	Cytoplasm. Secreted.

图片



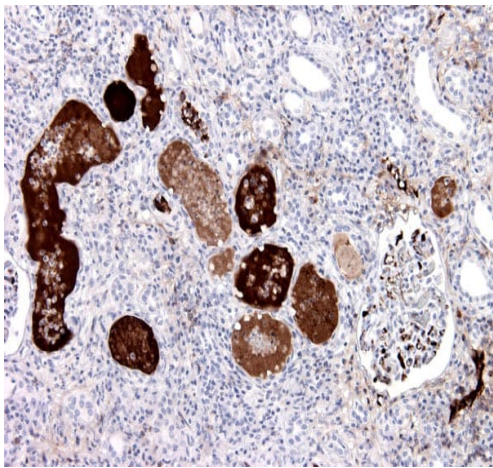
Immunohistochemistry (Formalin/PFA-fixed paraffin-embedded sections) analysis of human kidney tissue labelling Apolipoprotein B with ab39560 at a dilution of 1/100. Signal is strong in the veins of the glomerulus.

Immunohistochemistry (Formalin/PFA-fixed paraffin-embedded sections) - Anti-Apolipoprotein B antibody [7B8] (ab39560)



Immunohistochemistry (Formalin/PFA-fixed paraffin-embedded sections) analysis of human tonsil tissue labelling Apolipoprotein B with ab39560 at a dilution of 1/400. Plasma of the veins was stained strongly.

Immunohistochemistry (Formalin/PFA-fixed paraffin-embedded sections) - Anti-Apolipoprotein B antibody [7B8] (ab39560)



Immunohistochemistry (Formalin/PFA-fixed paraffin-embedded sections) analysis of human kidney tissue labelling Apolipoprotein B with ab39560 at a dilution of 1/400. Plasma veins were stained strongly.

Immunohistochemistry (Formalin/PFA-fixed paraffin-embedded sections) - Anti-Apolipoprotein B antibody [7B8] (ab39560)

Please note: All products are "FOR RESEARCH USE ONLY. NOT FOR USE IN DIAGNOSTIC PROCEDURES"

Our Abpromise to you: Quality guaranteed and expert technical support

- Replacement or refund for products not performing as stated on the datasheet

- Valid for 12 months from date of delivery
- Response to your inquiry within 24 hours
- We provide support in Chinese, English, French, German, Japanese and Spanish
- Extensive multi-media technical resources to help you
- We investigate all quality concerns to ensure our products perform to the highest standards

If the product does not perform as described on this datasheet, we will offer a refund or replacement. For full details of the Abpromise, please visit <https://www.abcam.cn/abpromise> or contact our technical team.

Terms and conditions

- Guarantee only valid for products bought direct from Abcam or one of our authorized distributors