


Anti-Annexin-8/ANXA8 antibody ab111708

3 图像

概述

产品名称	Anti-Annexin-8/ANXA8抗体
描述	兔多克隆抗体to Annexin-8/ANXA8
宿主	Rabbit
经测试应用	适用于: WB, IHC-P, ICC/IF
种属反应性	与反应: Human 预测可用于: Mouse, Rat, Rabbit 
免疫原	Recombinant fragment corresponding to Human Annexin-8/ANXA8 aa 83-277. Database link: P13928
阳性对照	Hela cells, colon carcinoma tissue, A549 cell lysate
常规说明	<p>The Life Science industry has been in the grips of a reproducibility crisis for a number of years. Abcam is leading the way in addressing this with our range of recombinant monoclonal antibodies and knockout edited cell lines for gold-standard validation. Please check that this product meets your needs before purchasing.</p> <p>If you have any questions, special requirements or concerns, please send us an inquiry and/or contact our Support team ahead of purchase. Recommended alternatives for this product can be found below, along with publications, customer reviews and Q&As</p>

性能

形式	Liquid
存放说明	Shipped at 4°C. Upon delivery aliquot and store at -20°C. Avoid freeze / thaw cycles.
存储溶液	pH: 7.00 Preservative: 0.01% Thimerosal (merthiolate) Constituents: 1.21% Tris, 0.75% Glycine, 20% Glycerol (glycerin, glycerine)
纯度	Immunogen affinity purified
克隆	多克隆
同种型	IgG

应用

The Abpromise guarantee Abpromise™承诺保证使用ab111708于以下的经测试应用

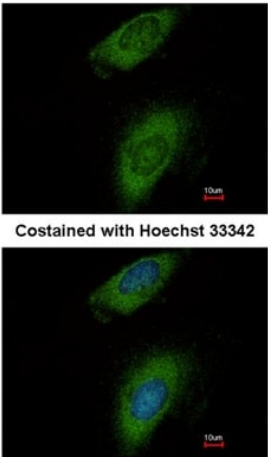
“应用说明”部分 下显示的仅为推荐的起始稀释度;实际最佳的稀释度/浓度应由使用者检定。

应用	Ab评论	说明
WB		1/500 - 1/3000. Predicted molecular weight: 37 kDa.
IHC-P		1/100 - 1/500. Perform heat mediated antigen retrieval with citrate buffer pH 6 before commencing with IHC staining protocol.
ICC/IF		1/100 - 1/500.

靶标

功能	This protein is an anticoagulant protein that acts as an indirect inhibitor of the thromboplastin-specific complex, which is involved in the blood coagulation cascade.
序列相似性	Belongs to the annexin family. Contains 4 annexin repeats.
结构域	A pair of annexin repeats may form one binding site for calcium and phospholipid.


图片



Costained with Hoechst 33342

Immunocytochemistry/ Immunofluorescence - Anti-Annexin-8/ANXA8 antibody (ab111708)

Immunofluorescence analysis of methanol-fixed HeLa, using ab111708 at 1/200 dilution. The bottom image shows the cells counterstained with Hoechst 33342.

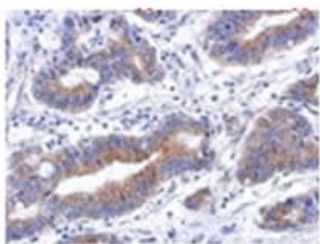


Western blot - Anti-Annexin-8/ANXA8 antibody (ab111708)

Anti-Annexin-8/ANXA8 antibody (ab111708) at 1/1000 dilution + HeLa whole cell lysate at 30 µg

Predicted band size: 37 kDa

Gel concentration: 10%



Immunohistochemistry (Formalin/PFA-fixed paraffin-embedded sections) - Anti-Annexin-8/ANXA8 antibody (ab111708)

Immunohistochemical analysis of paraffin-embedded colon carcinoma, using ab111708 at 1/500 dilution.

Please note: All products are "FOR RESEARCH USE ONLY. NOT FOR USE IN DIAGNOSTIC PROCEDURES"

Our Abpromise to you: Quality guaranteed and expert technical support

- Replacement or refund for products not performing as stated on the datasheet
- Valid for 12 months from date of delivery
- Response to your inquiry within 24 hours
- We provide support in Chinese, English, French, German, Japanese and Spanish
- Extensive multi-media technical resources to help you
- We investigate all quality concerns to ensure our products perform to the highest standards

If the product does not perform as described on this datasheet, we will offer a refund or replacement. For full details of the Abpromise, please visit <https://www.abcam.cn/abpromise> or contact our technical team.

Terms and conditions

- Guarantee only valid for products bought direct from Abcam or one of our authorized distributors