


Anti-ANKRD17 antibody ab85726

[1 References](#) [2 图像](#)

概述

产品名称	Anti-ANKRD17抗体
描述	兔多克隆抗体to ANKRD17
宿主	Rabbit
经测试应用	适用于: WB, IP
种属反应性	与反应: Human 预测可用于: Mouse, Rat, Horse, Guinea pig, Cow, Dog, Turkey, Chimpanzee, Rhesus monkey, Gorilla, Orangutan, Elephant 
免疫原	Synthetic peptide, corresponding to a region between residue 775 and 825 of Human ANKRD17 (NP_115593.3).
阳性对照	Whole cell lysate from HeLa cells.
常规说明	<p>The Life Science industry has been in the grips of a reproducibility crisis for a number of years. Abcam is leading the way in addressing this with our range of recombinant monoclonal antibodies and knockout edited cell lines for gold-standard validation. Please check that this product meets your needs before purchasing.</p> <p>If you have any questions, special requirements or concerns, please send us an inquiry and/or contact our Support team ahead of purchase. Recommended alternatives for this product can be found below, along with publications, customer reviews and Q&As</p>

性能

形式	Liquid
存放说明	Shipped at 4°C. Upon delivery aliquot and store at -20°C. Avoid freeze / thaw cycles.
存储溶液	pH: 7 Preservative: 0.09% Sodium azide Constituent: Tris citrate/phosphate
纯度	Immunogen affinity purified
克隆	多克隆
同种型	IgG

应用

The Abpromise guarantee

Abpromise™ 承诺保证使用ab85726于以下的经测试应用

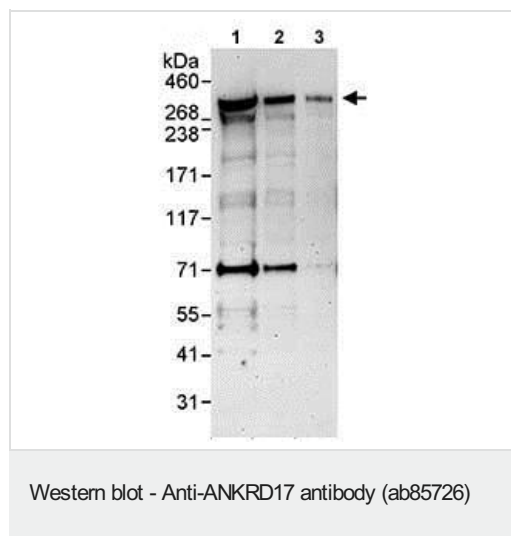
“应用说明”部分 下显示的仅为推荐的起始稀释度;实际最佳的稀释度/浓度应由使用者检定。

应用	Ab评论	说明
WB		1/2000 - 1/10000. Predicted molecular weight: 274 kDa.
IP		Use at 2-5 µg/mg of lysate.

靶标

功能	Could play pivotal roles in cell cycle and DNA regulation (PubMed:19150984). Involved in innate immune defense against viruse by positively regulating the viral dsRNA receptors DDX58 and IFIH1 signaling pathways (PubMed:22328336). Involves in NOD2- and NOD1-mediated responses to bacteria suggesting a role in innate antibacterial immune pathways too (PubMed:23711367). Target of enterovirus 71 which is the major etiological agent of HFMD (hand, foot and mouth disease) (PubMed:17276651). Could play a central role for the formation and/or maintenance of the blood vessels of the circulation system.
组织特异性	Ubiquitously expressed.
序列相似性	Contains 25 ANK repeats. Contains 1 KH domain.
翻译后修饰	Phosphorylated by CDK2.
细胞定位	Cytoplasm. Nucleus. Detected around the nucleolus. Localized on chromatin in a cell cycle-dependent manner.

图片



All lanes : Anti-ANKRD17 antibody (ab85726) at 0.1 µg/ml

Lane 1 : Whole cell lysate from HeLa cells at 50 µg

Lane 2 : Whole cell lysate from HeLa cells at 15 µg

Lane 3 : Whole cell lysate from HeLa cells at 5 µg

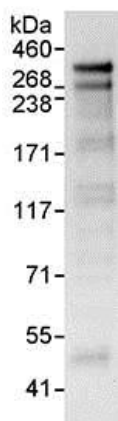
Developed using the ECL technique.

Predicted band size: 274 kDa

Observed band size: 274 kDa

Additional bands at: 268 kDa, 71 kDa. We are unsure as to the identity of these extra bands.

Exposure time: 3 minutes



Immunoprecipitation - Anti-ANKRD17 antibody
(ab85726)

Detection of Human ANKRD17 in Immunoprecipitates of Whole cell lysate from HeLa cells (1 mg for IP, 20% of IP loaded) using ab85726 at 3 µg/mg lysate for IP and at 1 µg/ml for subsequent Western blot detection. Detection: Chemiluminescence with an exposure time of 10 seconds.

Please note: All products are "FOR RESEARCH USE ONLY. NOT FOR USE IN DIAGNOSTIC PROCEDURES"

Our Abpromise to you: Quality guaranteed and expert technical support

- Replacement or refund for products not performing as stated on the datasheet
- Valid for 12 months from date of delivery
- Response to your inquiry within 24 hours
- We provide support in Chinese, English, French, German, Japanese and Spanish
- Extensive multi-media technical resources to help you
- We investigate all quality concerns to ensure our products perform to the highest standards

If the product does not perform as described on this datasheet, we will offer a refund or replacement. For full details of the Abpromise, please visit <https://www.abcam.cn/abpromise> or contact our technical team.

Terms and conditions

- Guarantee only valid for products bought direct from Abcam or one of our authorized distributors