

Anti-AMPK alpha 1 (phospho S487) antibody ab131357

★★★★★ [2 Abreviews](#) [23 References](#) [3 图像](#)

概述

| | |
|-------|---|
| 产品名称 | Anti-AMPK alpha 1 (phospho S487)抗体 |
| 描述 | 兔多克隆抗体to AMPK alpha 1 (phospho S487) |
| 宿主 | Rabbit |
| 经测试应用 | 适用于: WB, IHC-P, ICC/IF |
| 种属反应性 | 与反应: Human 预测可用于: Mouse, Rat  |
| 免疫原 | Synthetic peptide corresponding to Human AMPK alpha 1 (phospho S487) conjugated to keyhole limpet haemocyanin. Database link: Q13131 <div>  Run BLAST with  Run BLAST with </div> |
| 阳性对照 | HUVEC cell extract treated with UV, HeLa cells, Human colon carcinoma tissue |
| 常规说明 | <p>The Life Science industry has been in the grips of a reproducibility crisis for a number of years. Abcam is leading the way in addressing this with our range of recombinant monoclonal antibodies and knockout edited cell lines for gold-standard validation. Please check that this product meets your needs before purchasing.</p> <p>If you have any questions, special requirements or concerns, please send us an inquiry and/or contact our Support team ahead of purchase. Recommended alternatives for this product can be found below, along with publications, customer reviews and Q&As</p> |

性能

| | |
|------|---|
| 形式 | Liquid |
| 存放说明 | Shipped at 4°C. Store at -20°C. Stable for 12 months at -20°C. |
| 存储溶液 | <p>pH: 7.40</p> <p>Preservative: 0.02% Sodium azide</p> <p>Constituents: 49% PBS, 50% Glycerol, 0.88% Sodium chloride</p> <p>PBS is without Mg^{2+} and Ca^{2+}</p> |
| 纯度 | Immunogen affinity purified |
| 纯化说明 | Antibody was purified by affinity-chromatography using epitope-specific phosphopeptide. Non-phospho specific antibodies were removed by chromatography using non-phosphopeptide. |

克隆

多克隆

同种型

IgG

应用

The Abpromise guarantee

Abpromise™承诺保证使用ab131357于以下的经测试应用

“应用说明”部分 下显示的仅为推荐的起始稀释度;实际最佳的稀释度/浓度应由使用者检定。

| 应用 | Ab评论 | 说明 |
|--------|-----------|---|
| WB | ★★★★★ (2) | 1/500 - 1/1000. Predicted molecular weight: 64 kDa. |
| IHC-P | | 1/50 - 1/100. |
| ICC/IF | | 1/100 - 1/200. |

靶标

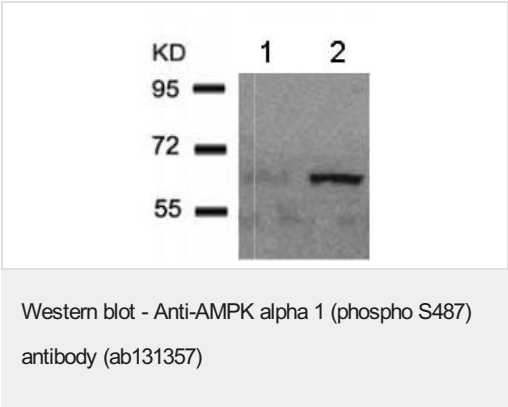
功能

Responsible for the regulation of fatty acid synthesis by phosphorylation of acetyl-CoA carboxylase. It also regulates cholesterol synthesis via phosphorylation and inactivation of hormone-sensitive lipase and hydroxymethylglutaryl-CoA reductase. Appears to act as a metabolic stress-sensing protein kinase switching off biosynthetic pathways when cellular ATP levels are depleted and when 5'-AMP rises in response to fuel limitation and/or hypoxia. This is a catalytic subunit.

序列相似性

Belongs to the protein kinase superfamily. CAMK Ser/Thr protein kinase family. SNF1 subfamily. Contains 1 protein kinase domain.

图片

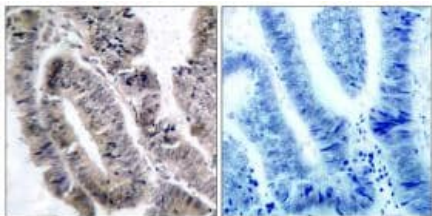


All lanes : Anti-AMPK alpha 1 (phospho S487) antibody (ab131357) at 1/500 dilution

Lane 1 : HUVEC cell extract untreated

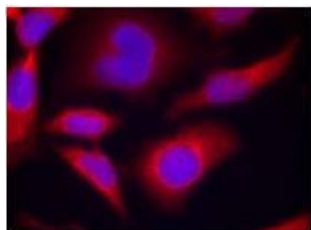
Lane 2 : HUVEC cell extract treated with UV

Predicted band size: 64 kDa



Immunohistochemistry (Formalin/PFA-fixed paraffin-embedded sections) - Anti-AMPK alpha 1 (phospho S487) antibody (ab131357)

Immunohistochemical analysis of paraffin embedded Human colon carcinoma tissue labelling AMPK alpha 1 (phospho S487) with ab131357 antibody at a dilution of 1/50. Picture on the right was preincubated with blocking peptide.



Immunocytochemistry/ Immunofluorescence - Anti-AMPK alpha 1 (phospho S487) antibody (ab131357)

Immunofluorescence of methanol-fixed HeLa cells staining AMPK alpha 1 (phospho S487) with ab131357 antibody at a dilution of 1/100.

Please note: All products are "FOR RESEARCH USE ONLY. NOT FOR USE IN DIAGNOSTIC PROCEDURES"

Our Abpromise to you: Quality guaranteed and expert technical support

- Replacement or refund for products not performing as stated on the datasheet
- Valid for 12 months from date of delivery
- Response to your inquiry within 24 hours
- We provide support in Chinese, English, French, German, Japanese and Spanish
- Extensive multi-media technical resources to help you
- We investigate all quality concerns to ensure our products perform to the highest standards

If the product does not perform as described on this datasheet, we will offer a refund or replacement. For full details of the Abpromise, please visit <https://www.abcam.cn/abpromise> or contact our technical team.

Terms and conditions

- Guarantee only valid for products bought direct from Abcam or one of our authorized distributors